



Club Health Assessment for District 5M 10 through December 2025

			Status	Membership						Reports				Finance		LCIF
Club Number	Club Name	Charter Date	Times in Status Quo in Past 2 Years	Current Member Count **	YTD Members Added	YTD Members Dropped	YTD Net Growth% ***	Member Count 1 Year Ago	Dropped Members Avg.Length of Service	Months Since Membership Update	Current Officers Reported ****	Current President Repeated Term	VP Reported *****	Last Date Reported Service (mm/yyyy)	Account Balance	YTD Donations
Clubs more than two years old																
2875	ATIKOKAN	12/14/1953	Active	22	1	0	4.76%	22		1	Y	3	N	12/2025		\$2,151.83
	Exc Award (06/30/2019, 06/30/2023)															
3125	DRYDEN	03/23/1953	Active(1)	19	1	1	0.00%	18	47	2	Y	2		05/2025		\$256.83
	Exc Award (06/30/2023)															
53070	DRYDEN TRILLIUM	05/11/1992	Active	43	0	0	0.00%	46		6	Y		N	10/2025		\$357.41
	Exc Award (06/30/2016, 06/30/2018, 06/30/2022, 06/30/2023)															
3126	EAR FALLS	05/27/1970	Active	10	1	0	11.11%	8		2	Y		N	12/2025		\$70.97
	Exc Award (06/30/2017, 06/30/2019)															
2876	FORT FRANCES	04/06/1964	Active(1)	10	0	0	0.00%	10		1	N	None		01/2025		
	Exc Award (06/30/2016, 06/30/2017)															
77757	FORT FRANCES VOYAGEUR	11/12/2003	Active	10	1	3	-16.67%	14	3	1	N	8	N	07/2024		
	Exc Award (06/30/2017, 06/30/2019, 06/30/2020, 06/30/2022)															
2877	IGNACE	03/06/1973	Active(1)	14	0	0	0.00%	14		6	Y	8		01/2025		
	Exc Award (06/30/2016, 06/30/2017)															
3127	KENORA LAKE OF THE WOODS	08/31/1948	Active	11	0	0	0.00%	11		17	Y		N	05/2025		\$252.04
	Exc Award (06/30/2016, 06/30/2023)															
2881	MARATHON	10/19/1959	Active	2	0	0	0.00%	2		19	N	None		01/2025		
143279	Northwestern Ontario Cyber	10/26/2020	Active(1)	95	16	1	18.75%	74	0	0	N			06/2025		\$1,000.00
	Exc Award (06/30/2022)															
38893	PICKLE LAKE	09/22/1980	Active(1)	7	0	0	0.00%	7		13	N	None		03/2025		
	Exc Award (06/30/2019)															
3128	RED LAKE	09/28/1959	Active	20	0	0	0.00%	18		6	Y		N	01/2025		
	Exc Award (06/30/2016)															
3129	SIOUX LOOKOUT	10/06/1959	Active	18	2	0	12.50%	17		3	Y	2	R	12/2025		\$93.00
2884	THUNDER BAY METRO	05/17/1973	Active	21	1	1	0.00%	20	14	1	N	None	N	10/2025		\$122.07
	Exc Award (06/30/2020)															
3130	VERMILION BAY	10/12/1959	Active	42	5	0	13.51%	37		0	Y		R	12/2025		\$198.18
	Exc Award (06/30/2016, 06/30/2019, 06/30/2020, 06/30/2025)															



Club Health Assessment for District 5M 10 through December 2025

INTERNATIONAL

						Status		Membership					Reports				Finance		LCIF
Club Number	Club Name	Charter Date				Times in Status Quo in Past 2 Years	Current Member Count **	YTD Members Added	YTD Members Dropped	YTD Net Growth% ***	Member Count 1 Year Ago	Dropped Members Avg.Length of Service	Months Since Membership Update	Current Officers Reported ****	Current President Repeated Term	VP Reported *****	Last Date Reported Service (mm/yyyy)	Account Balance	YTD Donations
140021	WEST RAINY RIVER DISTRICT Exc Award (06/30/2020)	10/17/2019				Active	23	0	0	0.00%	30		2	Y	7	R	11/2025		
Current Total Clubs Count	YTD New Clubs Count	YTD Cancelled Clubs Count	YTD Net Club Gain	Current Total Members Count	YTD Add	YTD Drop	YTD Net Growth	YTD Net Growth %	Member Count 12 Months Ago	Average Member Count Per Club	% of Clubs with less than 20 members	% No Officer Report in 12 Months	% of Clubs with balance 90+ days	Number of Clubs in Status Quo	% Status Quo Clubs in Financial Suspension	Number of Cancelled Clubs	Average Cancelled Club Age	Members Lost Due to Cancellation	% of Clubs Cancelled for Non-Financial Reasons
16	0	0	0	367	28	6	22	6.38%	348	23	56%	13%	0%	0	0%	0	0	0	0%

* - P - Priority Club. Cancellation Reasons: 1-Objectives/conduct, 2-Non-active club, 5-Non-existing club, 6-Disbanding, 7-Merger, 8-Financial Suspension, 9-District/Multiple District Dues.

** Red denotes below 15 active members.

*** Red denotes 20% + loss.

**** Y - all 3 (President, Secretary, Treasurer) club officers reported, N - not all 3 reported.

***** Abbreviation: N-New, IP-Immediate Past, R-Repeat.




Club Health Assessment for District 5M 11 through December 2025

			Status	Membership						Reports				Finance		LCIF
Club Number	Club Name	Charter Date	Times in Status Quo in Past 2 Years	Current Member Count **	YTD Members Added	YTD Members Dropped	YTD Net Growth% ***	Member Count 1 Year Ago	Dropped Members Avg.Length of Service	Months Since Membership Update	Current Officers Reported ****	Current President Repeated Term	VP Reported *****	Last Date Reported Service (mm/yyyy)	Account Balance	YTD Donations
Clubs less than two years old																
186778	Sage Creek & Area	07/13/2025	Active	18	22	4	100.00%	0	3	1	Y		N			\$143.09
158039	Winnipeg River Area	04/26/2024	Active	23	2	0	9.52%	25		5	Y		N	05/2025		
Clubs more than two years old																
3084	BEAUSEJOUR	09/28/1948	Active	15	3	0	25.00%	15		3	Y	3	R	09/2025	90+ Days	\$36.61
Exc Award (06/30/2016, 06/30/2024)																
3094	EAST KILDONAN	09/10/1953	Active	6	0	1	-14.29%	6	34	0	Y	3	N	02/2025		
58280	EAST ST PAUL	05/13/1996	Active	19	0	0	0.00%	19		2	Y		IP	01/2025		
44168	GRUNTHAL	07/01/1984	Active	16	2	1	6.67%	12	14	1	Y	6	N	09/2025		\$5,175.94
3100	LAC DU BONNET	02/07/1963	Active	21	0	0	0.00%	19		4	Y	3	N	10/2025		
Exc Award (06/30/2023, 06/30/2025)																
3107	PINAWA	10/21/1964	Active	9	0	1	-10.00%	12	1	2	Y		N	12/2025		
3113	RIVERSIDE	03/29/1949	Active	26	1	21	-43.48%	50	8	1	N		N	08/2019		
36964	SELKIRK & DISTRICT	04/30/1979	Active	12	2	1	9.09%	11	46	0	Y	3	N	07/2025		
122310	Ste. Anne	05/23/2014	Active	25	2	1	4.17%	25	3	4	Y	2		12/2025		
Exc Award (06/30/2016, 06/30/2017)																
109167	WEST ST PAUL	09/02/2010	Active	14	0	0	0.00%	15		4	Y	4	R	10/2025		
Exc Award (06/30/2021)																
43137	WHITEMOUTH & DISTRICT	11/11/1983	Active	19	1	1	0.00%	22	1	1	Y			12/2025		
Exc Award (06/30/2022, 06/30/2023)																
3124	WINNIPEG	12/15/1921	Active	18	0	0	0.00%	16		6	Y	2		01/2025		
47808	WINNIPEG BEACH DUNNOTAR LAKESIDE	10/30/1987	Active	28	2	2	0.00%	28	5	1	Y		N	11/2025		
44169	WINNIPEG SOUTH	07/01/1984	Active(2)	12	2	1	9.09%	10	58	3	Y	2	R	09/2025	\$146.44	
53615	WINNIPEG TRANSCONA	08/28/1992	Active	16	0	0	0.00%	16		3	N	9		10/2025		
29356	WINNIPEG WEST	05/29/1974	Active	8	0	2	-20.00%	10	9	0	Y	5		06/2025		
Exc Award (06/30/2017, 06/30/2019)																



Club Health Assessment for District 5M 11 through December 2025

<div>International Club of Presidents</div>						Status		Membership					Reports				Finance		LCIF
						Times in Status Quo in Past 2 Years		Current Member Count **	YTD Members Added	YTD Members Dropped	YTD Net Growth***	Member Count 1 Year Ago	Dropped Members Avg.Length of Service	Months Since Membership Update	Current Officers Reported ****	Current President Repeated Term	VP Reported *****	Last Date Reported Service (mm/yyyy)	Account Balance
Club Number	Club Name		Charter Date																
Current Total Clubs Count	YTD New Clubs Count	YTD Cancelled Clubs Count	YTD Net Club Gain	Current Total Members Count	YTD Add	YTD Drop	YTD Net Growth	YTD Net Growth %	Member Count 12 Months Ago	Average Member Count Per Club	% of Clubs with less than 20 members	% No Officer Report in 12 Months	% of Clubs with balance 90+ days	Number of Clubs in Status Quo	% Status Quo Clubs in Financial Suspension	Number of Cancelled Clubs	Average Cancelled Club Age	Members Lost Due to Cancellation	% of Clubs Cancelled for Non-Financial Reasons
18	1	0	1	305	39	36	3	0.99%	311	17	72%	0%	6%	0	0%	0	0	0	0%

* - P - Priority Club. Cancellation Reasons: 1-Objectives/conduct, 2-Non-active club, 5-Non-existing club, 6-Disbanding, 7-Merger, 8-Financial Suspension, 9-District/Multiple District Dues.

** Red denotes below 15 active members.

*** Red denotes 20% + loss.

**** Y - all 3 (President, Secretary, Treasurer) club officers reported, N - not all 3 reported.

***** Abbreviation: N-New, IP-Immediate Past, R-Repeat.



Club Health Assessment for District 5M 13 through December 2025

			Status	Membership						Reports				Finance		LCIF
Club Number	Club Name	Charter Date	Times in Status Quo in Past 2 Years	Current Member Count **	YTD Members Added	YTD Members Dropped	YTD Net Growth% ***	Member Count 1 Year Ago	Dropped Members Avg.Length of Service	Months Since Membership Update	Current Officers Reported ****	Current President Repeated Term	VP Reported *****	Last Date Reported Service (mm/yyyy)	Account Balance	YTD Donations
Clubs more than two years old																
41950	AUSTIN & AREA	10/29/1982	Active	18	0	0	0.00%	13		3	Y	2		12/2025		
46229	BINSCARTH & DISTRICT L C	05/30/1986	Active	19	0	1	-5.00%	21	2	0	Y		N	12/2025		
3085	BIRTLE	04/15/1959	Active	25	0	2	-7.41%	27	7	3	Y		N	12/2025		\$86.49
Exc Award (06/30/2023)																
3086	BOISSEVAIN	11/16/1956	Active	29	0	1	-3.33%	25	61	2	Y	5		02/2025		
44416	BOWSMAN & DIST	12/07/1984	Active	33	0	2	-5.71%	37	30	1	Y	7		11/2024		
Exc Award (06/30/2017)																
3088	BRANDON	11/10/1938	Active	29	2	2	0.00%	30	11	0	Y	6	R	10/2025		
Exc Award (06/30/2017)																
3087	BRANDON WHEAT CITY	02/28/1973	Active	33	0	6	-15.38%	39	22	0	Y	4		11/2025		
3091	CRYSTAL CITY	04/23/1959	Active	23	0	1	-4.17%	29	7	1	Y	3	R	12/2025		\$287.54
Exc Award (06/30/2019, 06/30/2021, 06/30/2023, 06/30/2024)																
3092	DAUPHIN	10/24/1938	Active	16	2	0	14.29%	13		3	N	None	R	11/2025	90+ Days	
43708	ELPHINSTONE	04/05/1984	Active	11	0	0	0.00%	11		23	Y	16		11/2024	90+ Days	
3095	ERICKSON	10/28/1957	Active	17	1	0	6.25%	17		4	Y	5	R	02/2025		
38123	ETHELBERT	03/07/1980	Active	3	0	0	0.00%	3		39	N	None		11/2024		
3096	FLIN FLON	09/28/1953	Active	26	1	3	-7.14%	28	9	0	Y		N	12/2025		
44614	GILBERT PLAINS & DISTRICT	02/04/1985	Active	9	0	0	0.00%	9		0	Y	3	R	02/2025		
3099	HAMIOTA	11/01/1956	Active	21	2	4	-8.70%	22	2	0	Y	2	N	06/2025	90+ Days	\$732.19
Exc Award (06/30/2021)																
37772	HOLLAND & AREA	12/10/1979	Active	17	0	1	-5.56%	20	11	2	Y	2	N	12/2025		
Exc Award (06/30/2023, 06/30/2025)																
45652	KENTON	01/23/1986	Active(1)	11	0	0	0.00%	12		11	Y	2		11/2025		
3102	MAC GREGOR	02/14/1963	Active	10	3	0	42.86%	11		2	Y	6		12/2025		
32900	MELITA	10/29/1976	Active	4	0	4	-50.00%	8	20	0	Y	2	N	05/2025		\$732.19
56316	MINITONAS DISTRICT	12/12/1994	Active(2)	17	0	0	0.00%	17		27	Y	4		11/2024	90+ Days	
35326	MINNEDOSA	04/13/1978	Active	31	0	1	-3.13%	31	10	4	Y	2		12/2025		\$1,021.56
Exc Award (06/30/2018, 06/30/2022, 06/30/2024)																



Club Health Assessment for District 5M 13 through December 2025

			Status	Membership						Reports				Finance	LCIF	
Club Number	Club Name	Charter Date	Times in Status Quo in Past 2 Years	Current Member Count **	YTD Members Added	YTD Members Dropped	YTD Net Growth% ***	Member Count 1 Year Ago	Dropped Members Avg.Length of Service	Months Since Membership Update	Current Officers Reported ****	Current President Repeated Term	VP Reported *****	Last Date Reported Service (mm/yyyy)	Account Balance	YTD Donations
154153	Morden Roaring	04/11/2023	Active	12	0	0	0.00%	4		6	Y	2		11/2025		
3105	NEEPAWA	10/06/1938	P- Active(1)	0	0	0	0.00%	1		6	N	None		12/2024		
38949	OAK LAKE & AREA L C	10/06/1980	Active	17	0	0	0.00%	17		20	Y	3		02/2025		
42375	OAKBURN & AREA	03/28/1983	Active	21	2	0	10.53%	19		5	Y	2	R	11/2025		\$360.37
Exc Award (06/30/2017)																
38256	PIPESTONE	04/08/1980	Active	10	0	0	0.00%	10		20	Y		N	07/2025		
3109	PLUMAS	10/18/1957	Active	16	0	1	-5.88%	15	26	2	Y	12		05/2025		
3110	PORTAGE LA PRAIRIE	09/27/1938	P- Active	10	3	2	11.11%	8	8	1	Y		R	12/2025		
35327	RAPID CITY & AREA	04/28/1978	Active	13	1	1	0.00%	12	19	1	Y	2	N	11/2025		\$709.71
30554	RIVERS & AREA	04/24/1975	Active	20	0	0	0.00%	15		6	Y	7	R	10/2025		
3114	ROSSBURN	09/29/1960	Active	14	0	1	-6.67%	14	25	3	Y	3	R	12/2025		
Exc Award (06/30/2018)																
39802	RUSSELL & AREA L C	04/30/1981	Active	17	0	3	-15.00%	20	17	0	Y		N	12/2025		
Exc Award (06/30/2024)																
41143	SANDY LAKE	04/28/1982	Active	21	0	0	0.00%	21		6	Y	3	R	11/2025		\$366.10
3116	SHOAL LAKE	08/29/1951	Active	25	2	2	0.00%	28	7	0	Y		N	12/2025		
42157	SINCLAIR & AREA	01/31/1983	Active(1)	11	0	0	0.00%	13		8	Y	6		03/2025		
42376	SOMERSET & AREA	03/31/1983	Active	15	0	0	0.00%	15		16	Y	13		11/2024		
44939	STONEWALL & DISTRICT	05/31/1985	Active	23	1	2	-4.17%	22	15	0	Y	2	R	12/2025		
36965	STRATHCLAIR	04/30/1979	Active	6	0	0	0.00%	6		26	Y	23	R	01/2025		
46385	SWAN LAKE & AREA L C	06/25/1986	Active(1)	12	0	0	0.00%	12		4	Y	8		12/2025		
3117	SWAN RIVER	06/22/1960	Active	38	2	1	2.70%	37	4	0	Y	2	N	12/2025		
Exc Award (06/30/2021)																
43205	TEULON & AREA	12/05/1983	Active	14	0	0	0.00%	13		2	Y			12/2025		\$179.51
3119	THOMPSON	10/03/1968	Active	7	2	1	16.67%	6	5	1	N	None		10/2025		
3120	VIRDEN	11/02/1956	Active	23	1	2	-4.17%	24	10	0	Y	5	N	12/2025		
44618	WARREN & DIST	02/25/1985	Cancelled(8*)	0	0	12	-100.00%	13	22	6	N	None		05/2025	90+ Days	
3122	WASKADA	03/22/1966	Active	17	1	2	-5.56%	18	42	1	Y	3	R	09/2025		
3123	WAWANESA	11/08/1956	Active	15	1	1	0.00%	16	21	0	Y		N	11/2025		\$724.40
Exc Award (06/30/2017, 06/30/2023)																



Club Health Assessment for District 5M 13 through December 2025

						Status		Membership					Reports				Finance		LCIF	
						Times in Status Quo in Past 2 Years	Current Member Count **	YTD Members Added	YTD Members Dropped	YTD Net Growth% ***	Member Count 1 Year Ago	Dropped Members Avg.Length of Service	Months Since Membership Update	Current Officers Reported ****	Current President Repeated Term	VP Reported *****	Last Date Reported Service (mm/yyyy)	Account Balance	YTD Donations	
Club Number	Club Name	Charter Date																		
Current Total Clubs Count	YTD New Clubs Count	YTD Cancelled Clubs Count	YTD Net Club Gain	Current Total Members Count	YTD Add	YTD Drop	YTD Net Growth %	Member Count 12 Months Ago	Average Member Count Per Club	% of Clubs with less than 20 members	% No Officer Report in 12 Months	% of Clubs with balance 90+ days	Number of Clubs in Status Quo	% Status Quo Clubs in Financial Suspension	Number of Cancelled Clubs	Average Cancelled Club Age	Members Lost Due to Cancellation	% of Clubs Cancelled for Non-Financial Reasons		
45	0	1	-1	779	27	59	-32	-3.95%	802	17	64%	4%	9%	0	0%	1	41	12	0%	

* - P - Priority Club. Cancellation Reasons: 1-Objectives/conduct, 2-Non-active club, 5-Non-existing club, 6-Disbanding, 7-Merger, 8-Financial Suspension, 9-District/Multiple District Dues.

** Red denotes below 15 active members.

*** Red denotes 20% + loss.

**** Y - all 3 (President, Secretary, Treasurer) club officers reported, N - not all 3 reported.

***** Abbreviation: N-New, IP-Immediate Past, R-Repeat.




Club Health Assessment for District 5 SKN through December 2025

			Status	Membership						Reports				Finance	LCIF	
Club Number	Club Name	Charter Date	Times in Status Quo in Past 2 Years	Current Member Count **	YTD Members Added	YTD Members Dropped	YTD Net Growth% ***	Member Count 1 Year Ago	Dropped Members Avg.Length of Service	Months Since Membership Update	Current Officers Reported ****	Current President Repeated Term	VP Reported *****	Last Date Reported Service (mm/yyyy)	Account Balance	YTD Donations
Clubs less than two years old																
182958	Melfort	06/19/2025	Active	21	4	4	0.00%	0	0	0	Y	2		11/2025		\$141.94
Clubs more than two years old																
3260	BREDENBURY	04/01/1971	Active	17	0	0	0.00%	16		8	Y		N	06/2019		
3301	BRUNO	05/08/1952	Active	32	0	0	0.00%	33		6	Y	4		06/2025		
33298	BULYEA DISTRICT L C	02/14/1977	Active	16	0	1	-5.88%	16	4	0	Y	5	R	08/2021		
31914	CHRISTOPHER-EMMA LAKELAND L C	03/25/1976	Active	23	0	0	0.00%	23		4	N	None		11/2024		
34938	CHURCHBRIDGE	01/31/1978	Active	28	0	0	0.00%	27		7	Y	5	N	11/2025		
3302	COLONSAY	03/16/1971	Cancelled(6*)	0	0	9	-100.00%	9	10	4	N	None		12/2022		
3303	CUDWORTH	04/21/1965	Active(2)	14	0	0	0.00%	10		9	N	None		12/2020		
3266	CUPAR DISTRICT	06/03/1964	Active	21	0	0	0.00%	13		6	N	None		11/2019		
33075	DORINTOSH & DISTRICT	12/13/1976	Active(1)	21	0	0	0.00%	22		6	N	4		06/2025		\$73.22
43852	ESTERHAZY	05/21/1984	Active	27	1	1	0.00%	24	5	1	Y			08/2024		\$501.05
38124	GOODSOIL & DISTRICT	03/14/1980	Active	8	0	2	-20.00%	9	7	1	Y	2	R	09/2025		\$146.44
33167	HISTORIC BATTLEFORD	12/27/1976	Active	18	0	3	-14.29%	19	16	0	Y	2	N	06/2023		
3304	HUDSON BAY	03/16/1954	Active	23	0	0	0.00%	22		6	Y	4		05/2019		
154177	Humboldt	05/22/2023	Active	36	1	0	2.86%	32		1	Y		N	06/2025		
40994	KELLIHER & DIST	03/22/1982	Active	13	0	0	0.00%	13		43	N	None		02/2019		\$146.44
3307	KENASTON	04/26/1961	Active	28	0	0	0.00%	29		6	Y	12		11/2018		
3308	LAKE LENORE	04/14/1955	Active	37	2	1	2.78%	33	0	2	Y		N	04/2025		\$949.67
Exc Award (06/30/2023)																
3278	LANGENBURG DISTRICT L C	03/28/1968	Active	19	0	0	0.00%	19		3	N	None		09/2017		
3310	LANIGAN	11/10/1971	Active	7	0	0	0.00%	10		10	N	None		02/2015		
3312	LLOYDMINSTER	12/14/1949	Active	32	3	4	-3.03%	31	11	0	Y		N	11/2025	90+ Days	
29200	MAC DOWALL & DISTRICT	04/16/1974	Active	22	1	1	0.00%	22	41	2	Y		IP	12/2025		\$50.00
43457	MACNUTT & DIST	02/17/1984	Active	16	0	0	0.00%	16		4	Y		R	12/2025		
33806	MAKWA & DISTRICT L C	04/30/1977	Active	16	1	1	0.00%	15	0	2	Y	2	R	06/2025		\$146.44



Club Health Assessment for District 5 SKN through December 2025

			Status	Membership						Reports				Finance	LCIF	
Club Number	Club Name	Charter Date	Times in Status Quo in Past 2 Years	Current Member Count **	YTD Members Added	YTD Members Dropped	YTD Net Growth% ***	Member Count 1 Year Ago	Dropped Members Avg.Length of Service	Months Since Membership Update	Current Officers Reported ****	Current President Repeated Term	VP Reported *****	Last Date Reported Service (mm/yyyy)	Account Balance	YTD Donations
36682	MARTENSVILLE & DISTRICT L C	03/05/1979	Active	17	0	0	0.00%	17		3	Y	8		12/2022	90+ Days	\$266.46
3313	MEADOW LAKE	12/05/1962	Active	35	0	0	0.00%	35		8	Y		N	11/2025		
3283	MELVILLE	08/02/1968	Active	10	3	0	42.86%	9		0	Y	5		06/2025		
43459	MEOTA LAKESHORE	02/02/1984	Active	22	1	1	0.00%	22	22	3	N	None	R	12/2022		
42050	MIDDLE LAKE	12/06/1982	Active	16	1	0	6.67%	16		6	N	None		11/2023		
3316	NIPAWIN	06/22/1965	Active	15	1	1	0.00%	15	4	0	Y	3	R	10/2025		
3328	NORTH BATTLEFORD	02/16/1954	Active	11	0	0	0.00%	12		9	Y		N	10/2025		
37662	PELLY & DISTRICT L C	11/12/1979	Active	3	0	0	0.00%	3		15	N	None		12/2022		
3318	PREECEVILLE DISTRICT	02/28/1960	Active	21	0	0	0.00%	13		8	N	None		08/2017		
3319	PRINCE ALBERT	09/23/1947	Active	22	0	1	-4.35%	23	2	2	Y			11/2025	\$430.00	
Exc Award (06/30/2024)																
3291	RHEIN DISTRICT	12/27/1956	Active	16	0	0	0.00%	16		7	Y	2	R	02/2022	90+ Days	\$2,578.13
3321	ROSTHERN	01/22/1957	Active	25	0	0	0.00%	25		6	Y	2	N	12/2025		
3324	SASKATOON	03/24/1937	Active	48	10	4	14.29%	42	7	2	Y		N	12/2025		
62158	SASKATOON MILLENNIUM	06/22/1999	Active	19	0	0	0.00%	21		6	Y		N	10/2025		
33510	SHELL LAKE & DISTRICT L C	03/21/1977	Active	18	0	2	-10.00%	22	7	4	Y	3	R	09/2022		
3293	SOUTHEY DISTRICT L C	01/26/1965	Active(1)	14	0	0	0.00%	14		30	N	None		11/2017		
3327	SPIRITWOOD	05/15/1963	Active(1)	17	0	7	-29.17%	24	14	2	Y	4	R	05/2025		
41145	SPRINGSIDE & DISTRICT	04/30/1982	Active	20	0	0	0.00%	18		8	Y	2	N	02/2025		
3323	ST LOUIS	03/07/1968	Active	15	0	0	0.00%	15		3	Y		N	12/2018		
3295	STRASBOURG	05/27/1957	Active	5	0	1	-16.67%	6	32	5	N	2	R	01/2019	\$283.88	
3329	TISDALE	12/11/1947	Active	21	1	2	-4.55%	22	17	0	Y		N	06/2019		
3330	TURTLEFORD & DISTRICT	04/16/1970	Active	25	1	0	4.17%	23		1	Y		N	11/2025		
3331	UNITY	03/20/1946	Active	17	1	1	0.00%	19	27	1	Y		N	11/2025		
3334	WADENA DISTRICT	04/29/1966	Active	8	0	0	0.00%	7		10	N	None		11/2023		
3333	WAKAW	04/06/1950	Active	20	5	0	33.33%	16		3	Y	2	R	05/2024		
45564	WILLOWBROOK & DISTRICT	12/31/1985	Active	16	0	0	0.00%	16		4	Y	2	R	08/2025		
3299	YORKTON	06/28/1948	Active	39	0	0	0.00%	43		6	N	None		02/2023		\$180.80



Club Health Assessment for District 5 SKN through December 2025

INTERNATIONAL

			Status	Membership					Reports					Finance	LCIF	
Club Number	Club Name	Charter Date	Times in Status Quo in Past 2 Years	Current Member Count **	YTD Members Added	YTD Members Dropped	YTD Net Growth% ***	Member Count 1 Year Ago	Dropped Members Avg.Length of Service	Months Since Membership Update	Current Officers Reported ****	Current President Repeated Term	VP Reported *****	Last Date Reported Service (mm/yyyy)	Account Balance	YTD Donations

Clubs Cancelled Previous Fiscal Year – Clubs Cancelled within last 12 months may be reinstated

Club Number	Club Name	Charter Date	Current Status*	Cancellation Date
39850	BORDEN & DIST	05/08/1981	Cancelled(6*)	04/29/2025
3262	CANORA	02/09/1973	Cancelled(8*)	06/29/2025
31915	CARROT RIVER	03/29/1976	Cancelled(8*)	06/29/2025

Current Total Clubs Count	YTD New Clubs Count	YTD Cancelled Clubs Count	YTD Net Club Gain	Current Total Members Count	YTD Add	YTD Drop	YTD Net Growth	YTD Net Growth %	Member Count 12 Months Ago	Average Member Count Per Club	% of Clubs with less than 20 members	% No Officer Report in 12 Months	% of Clubs with balance 90+ days	Number of Clubs in Status Quo	% Status Quo Clubs in Financial Suspension	Number of Cancelled Clubs	Average Cancelled Club Age	Members Lost Due to Cancellation	% of Clubs Cancelled for Non-Financial Reasons
50	0	1	-1	1,010	37	47	-10	-0.98%	977	20	52%	18%	6%	0	0%	1	200	9	-100%

* - P - Priority Club. Cancellation Reasons: 1-Objectives/conduct, 2-Non-active club, 5-Non-existing club, 6-Disbanding, 7-Merger, 8-Financial Suspension, 9-District/Multiple District Dues.

** Red denotes below 15 active members.

*** Red denotes 20% + loss.

**** Y - all 3 (President, Secretary, Treasurer) club officers reported, N - not all 3 reported.

***** Abbreviation: N-New, IP-Immediate Past, R-Repeat.




Club Health Assessment for District 5 SKS through December 2025

			Status	Membership						Reports				Finance	LCIF	
Club Number	Club Name	Charter Date	Times in Status Quo in Past 2 Years	Current Member Count **	YTD Members Added	YTD Members Dropped	YTD Net Growth% ***	Member Count 1 Year Ago	Dropped Members Avg.Length of Service	Months Since Membership Update	Current Officers Reported ****	Current President Repeated Term	VP Reported *****	Last Date Reported Service (mm/yyyy)	Account Balance	YTD Donations
Clubs less than two years old																
158089	White City Emerald Park District	05/31/2024	Active	17	0	5	-22.73%	22	2	0	Y		N			
Clubs more than two years old																
43458	ALIDA & DISTRICT	02/29/1984	Active	12	0	0	0.00%	12		19	Y	3		03/2024		
3257	AVONLEA DISTRICT	02/20/1966	Active	18	0	0	0.00%	19		6	N	None		12/2023		
3258	BALCARRES AND DISTRICT	11/30/1954	Active	39	0	3	-7.14%	44	15	2	Y	2	N	04/2025		
36196	BATEMAN	11/14/1978	Active	17	0	0	0.00%	15		6	Y		IP	02/2025		
39126	BETHUNE & DISTRICT L C	12/29/1980	Active	10	1	1	0.00%	10	13	1	Y	3		07/2025		
3259	BIENFAIT	03/30/1972	Active	12	0	0	0.00%	11		0	Y	3	N	12/2025		
3261	BROADVIEW DISTRICT L C	11/02/1967	Active	17	0	2	-10.53%	19	1	1	Y		N	12/2025	\$354.86	
115598	BURSTALL BORDERTOWN	11/21/2011	Active	15	1	2	-6.25%	16	3	1	N		R	05/2025		
3340	BURSTALL DISTRICT L C	04/01/1965	Active	15	0	3	-16.67%	18	21	2	Y		R	01/2025		
3341	CABRI DISTRICT	01/21/1959	Active	29	1	1	0.00%	30	0	0	Y		N	06/2025	\$322.90	
3263	CARLYLE DISTRICT L C	10/31/1963	Active	35	4	4	0.00%	32	10	0	Y		N	12/2025	\$239.30	
Exc Award (06/30/2017, 06/30/2024)																
3264	CARNDUFF DIST	05/04/1961	Active	10	2	1	11.11%	7	6	1	Y		N	06/2025		
3265	CEYLON	10/15/1970	Active	22	0	0	0.00%	22		20	Y			03/2024		
30145	CLIMAX	01/28/1975	Active	18	0	0	0.00%	18		7	Y	4		07/2025		
3344	CRAIK DISTRICT L C	05/10/1965	Active(1)	5	0	0	0.00%	5		29	Y	6		03/2022		
3345	DODSLAND DISTRICT	11/09/1955	Active	29	0	0	0.00%	30		9	Y		R	06/2025		
3346	EATONIA	03/30/1954	Active	22	0	0	0.00%	24		6	Y		N	01/2025		
3347	ELROSE	03/26/1954	Active	38	0	1	-2.56%	42	57	0	Y			06/2025		
146553	Elrose Lioness	06/17/2021	Active	11	0	0	0.00%	12		6	Y	4		06/2025		
3267	ESTEVAN	05/27/1957	Active	17	0	0	0.00%	17		14	Y			10/2024		
3349	ESTON	08/14/1947	Active	27	0	1	-3.57%	27	43	2	Y		R	04/2025		
57026	ESTON 95	06/12/1995	Active	41	1	2	-2.38%	45	26	1	Y		N	06/2025		\$1,419.42
3268	FILLMORE DIST	04/05/1961	Active	11	0	0	0.00%	10		7	Y		N	09/2025		



Club Health Assessment for District 5 SKS through December 2025

			Status	Membership						Reports				Finance	LCIF		
Club Number	Club Name	Charter Date	Times in Status Quo in Past 2 Years	Current Member Count **	YTD Members Added	YTD Members Dropped	YTD Net Growth% ***	Member Count 1 Year Ago	Dropped Members Avg.Length of Service	Months Since Membership Update	Current Officers Reported ****	Current President Repeated Term	VP Reported *****	Last Date Reported Service (mm/yyyy)	Account Balance	YTD Donations	
3270	FORT QUAPPELLE DISTRICT	09/26/1961	Active	39	7	1	18.18%	39	0	1	Y		N	06/2025	\$181.10		
Exc Award (06/30/2024)																	
38260	GAINSBOROUGH & DIST L C	04/28/1980	Active	18	5	2	20.00%	15	27	1	Y			05/2017			
34616	GLEN BAIN	11/29/1977	Active	9	0	0	0.00%	8		9	Y	13		04/2025			
3272	GLENAVON	03/30/1966	Active	12	0	0	0.00%	12		20	N	None		12/2024			
3350	GRAVELBOURG	05/19/1947	Active	9	0	0	0.00%	12		6	Y	12		03/2019			
107963	GRENFELL AND DISTRICT	04/02/2010	Active	16	0	0	0.00%	17		4	Y			03/2019			
3351	HARRIS	03/13/1968	Active	25	0	0	0.00%	25		19	Y			06/2024			
31731	HAZLET	02/16/1976	Active	31	0	0	0.00%	30		8	Y	9	R	12/2025			
37775	INDIAN HEAD & DISTRICT	12/10/1979	Active	12	0	0	0.00%	13		11	N	None		06/2020			
95603	KATEPWA & DISTRICT	02/27/2006	Active	35	2	0	6.06%	32		0	Y	2	N	12/2025	\$70.00		
3355	KINCAID	11/10/1958	Active	4	0	0	0.00%	6		6	N	13		03/2019			
3276	KIPLING DISTRICT	10/25/1963	Active	24	1	0	4.35%	23		3	Y		N	12/2024			
3356	LAFLECHE DISTRICT L C	04/25/1966	Active	14	0	0	0.00%	14		8	N	None		12/2018			
3277	LAMPMAN DISTRICT	04/07/1963	Active	20	2	1	5.26%	18	9	1	Y	2		01/2025			
3357	LEADER	12/07/1959	Active	24	2	0	9.09%	18		1	Y		N	12/2025			
56922	LEADER RIVER HILLS	05/03/1995	Active	13	0	1	-7.14%	14	1	3	Y		N	09/2024			
3279	LEMBERG DISTRICT L C	03/14/1967	Active	14	0	0	0.00%	15		0	Y	2	R	12/2025			
3358	LOREBURN DISTRICT	04/20/1959	Active	12	0	0	0.00%	12		18	Y	5		12/2024			
3281	LUMSDEN DIST	03/11/1961	Active	33	5	1	13.79%	33	7	1	Y	5	R	12/2025			90+ Days
3359	MANKOTA DISTRICT	10/23/1963	Active	12	0	0	0.00%	17		6	Y			10/2018			
36549	MANTARIO	02/26/1979	Active	12	0	0	0.00%	12		12	Y	2		11/2025			
3282	MARYFIELD DISTRICT L C	04/01/1968	Active	21	0	1	-4.55%	15	42	0	Y		N	11/2025	\$639.28		
Exc Award (06/30/2021)																	
3284	MONTMARTRE DIST	02/12/1964	Active	14	0	0	0.00%	12		9	Y			02/2025			
36864	MOOSE JAW EARLY BIRD	04/09/1979	Active	8	0	0	0.00%	5		9	Y	3		01/2025			
108228	MOOSE MOUNTAIN	04/28/2010	Active	10	2	0	25.00%	12		1	Y			05/2025			
3285	NEUDORF	05/03/1971	Active	9	0	0	0.00%	8		6	Y		N	12/2025			
3286	OXBOW DISTRICT	04/14/1959	Active	21	0	1	-4.55%	21	3	1	Y		N	08/2025			
																\$71.55	



Club Health Assessment for District 5 SKS through December 2025

			Status		Membership					Reports				Finance		LCIF			
Club Number	Club Name	Charter Date			Times in Status Quo in Past 2 Years	Current Member Count **	YTD Members Added	YTD Members Dropped	YTD Net Growth***	Member Count 1 Year Ago	Dropped Members Avg.Length of Service	Months Since Membership Update	Current Officers Reported ****	Current President Repeated Term	VP Reported *****	Last Date Reported Service (mm/yyyy)	Account Balance	YTD Donations	
31732	PIAPOT	02/16/1976	Active	28	0	1	-3.45%	31	7	2	N	2	N	09/2025					
45654	PILOT BUTTE & DIST L C	01/27/1986	Active	16	1	0	6.67%	15		2	Y	4	R	11/2025					
31916	QU'APPELLE DISTRICT L C	03/26/1976	Active(2)	11	0	0	0.00%	9		7	N	None		04/2025					
109574	REDVERS AND DISTRICT	11/08/2010	Active	14	0	0	0.00%	14		21	N	None		04/2025					
3290	REGINA 35	10/01/1967	Active	15	0	3	-16.67%	23	4	1	N		N	12/2025					
36681	REGINA BEACH	03/21/1979	Active	41	1	0	2.50%	36		2	Y		N	12/2025					
Exc Award (06/30/2024)																			
3287	REGINA CENTRAL	01/28/1929	Active	8	3	0	60.00%	5		0	Y	7		12/2023			\$2,549.09		
3288	REGINA LAKESIDE	03/05/1956	Active	31	0	1	-3.13%	32	34	0	Y		IP	12/2025					
43712	RICHMOUND	04/30/1984	Active	17	1	1	0.00%	20	3	3	Y		N	12/2025					
3362	RIVERHURST	11/28/1967	Active	0	0	13	-100.00%	16	33	0	N	None		03/2020					
3363	ROSETOWN	03/03/1946	Active	15	1	1	0.00%	14	14	2	Y	2		10/2025					
3365	SOVEREIGN	11/15/1967	Active	22	0	0	0.00%	21		0	Y			11/2025					
3296	STOUGHTON	03/28/1967	Active	14	0	0	0.00%	15		8	N			06/2025					
3366	SWIFT CURRENT	12/12/1946	Active	15	2	6	-21.05%	19	7	0	Y	9		11/2023					
34617	TUGASKE	11/09/1977	Active	12	0	0	0.00%	12		1	Y		N	03/2025					
43208	VAL MARIE	12/14/1983	Active	19	0	0	0.00%	19		37	Y	12		09/2017					
3297	WAWOTA DISTRICT L C	04/05/1965	Active	33	0	0	0.00%	32		9	Y			04/2025					
28007	WINDTHORST DISTRICT	02/13/1974	Active	20	0	0	0.00%	20		7	Y	9		02/2025					
3369	WISETON	12/11/1968	Active	18	2	0	12.50%	16		2	N	None		11/2023					
3298	WOLSELEY	03/14/1952	Active	19	0	1	-5.00%	20	8	2	Y		N	12/2025		\$366.10			
Current Total Clubs Count	YTD New Clubs Count	YTD Cancelled Clubs Count	YTD Net Club Gain	Current Total Members Count	YTD Add	YTD Drop	YTD Net Growth	YTD Net Growth %	Member Count 12 Months Ago	Average Member Count Per Club	% of Clubs with less than 20 members	% No Officer Report in 12 Months	% of Clubs with balance 90+ days	Number of Clubs in Status Quo	% Status Quo Clubs in Financial Suspension	Number of Cancelled Clubs	Average Cancelled Club Age	Members Lost Due to Cancellation	% of Clubs Cancelled for Non-Financial Reasons
71	0	0	0	1,326	47	61	-14	-1.04%	1,354	19	65%	4%	1%	0	0%	0	0	0	0%



Club Health Assessment for District 5 SKS through December 2025

			Status		Membership				Reports				Finance	LCIF		
Club Number	Club Name	Charter Date	Times in Status Quo in Past 2 Years	Current Member Count **	YTD Members Added	YTD Members Dropped	YTD Net Growth% ***	Member Count 1 Year Ago	Dropped Members Avg.Length of Service	Months Since Membership Update	Current Officers Reported ****	Current President Repeated Term	VP Reported *****	Last Date Reported Service (mm/yyyy)	Account Balance	YTD Donations

* - P - Priority Club. Cancellation Reasons: 1-Objectives/conduct, 2-Non-active club, 5-Non-existing club, 6-Disbanding, 7-Merger, 8-Financial Suspension, 9-District/Multiple District Dues.
** Red denotes below 15 active members.
*** Red denotes 20% + loss.
**** Y - all 3 (President, Secretary, Treasurer) club officers reported, N - not all 3 reported.
***** Abbreviation: N-New, IP-Immediate Past, R-Repeat.




Club Health Assessment for District 19 I through December 2025

			Status	Membership						Reports				Finance		LCIF
Club Number	Club Name	Charter Date	Times in Status Quo in Past 2 Years	Current Member Count **	YTD Members Added	YTD Members Dropped	YTD Net Growth% ***	Member Count 1 Year Ago	Dropped Members Avg.Length of Service	Months Since Membership Update	Current Officers Reported ****	Current President Repeated Term	VP Reported *****	Last Date Reported Service (mm/yyyy)	Account Balance	YTD Donations
Clubs more than two years old																
7740	100 MILE HOUSE	12/07/1955	Active	28	0	1	-3.45%	29	28	1	N	None		09/2025		\$178.87
39523	108 MILE RANCH	03/06/1981	Active	13	0	2	-13.33%	15	1	1	Y	2	R	11/2025		
41154	ARMSTRONG	04/08/1982	Active	21	1	0	5.00%	22		2	Y	3	N	11/2025		
Exc Award (06/30/2020)																
7730	ASHCROFT + DISTRICT	02/28/1951	Active	16	0	1	-5.88%	15	1	0	Y	2	N	06/2025		
7731	BARRIERE	12/06/1967	Active	23	0	0	0.00%	27		7	Y		N	03/2024		
7808	BEAVER VALLEY L C	06/02/1971	Active	9	2	1	12.50%	8	8	3	Y	4	R	10/2025		\$354.86
Exc Award (06/30/2023)																
7734	CHASE	11/20/1967	Active	9	0	1	-10.00%	11	51	1	Y	2		11/2025		
Exc Award (06/30/2021)																
7811	CRANBROOK	12/08/1947	Active	18	3	3	0.00%	18	7	2	N	2	N	12/2025		
Exc Award (06/30/2023)																
7812	CRESTON	10/24/1939	Active	24	3	4	-4.00%	24	3	0	Y	2	N	12/2025		\$2,978.53
Exc Award (06/30/2023, 06/30/2024)																
7813	ELKFORD	01/04/1972	Active	20	0	1	-4.76%	26	2	4	Y		R	03/2025		
Exc Award (06/30/2023)																
7738	ENDERBY & DISTRICT	08/26/1947	Active	63	0	0	0.00%	64		0	Y	3	R	12/2025		
Exc Award (06/30/2023)																
62709	FAIRMONT	01/12/2000	Active	33	2	0	6.45%	27		2	Y	2	R	11/2025		\$715.46
Exc Award (06/30/2023)																
7814	FERNIE	06/18/1969	Active	26	0	0	0.00%	23		11	N			01/2025		
7815	GOLDEN DISTRICT	05/01/1956	Active	8	0	0	0.00%	9		10	Y	2		05/2025		
40604	KAMLOOPS ABERDEEN	12/28/1981	Active	21	0	3	-12.50%	22	22	2	Y	2	R	11/2025		
7733	KAMLOOPS BROCK CENTRAL L C	11/01/1971	Active	24	2	2	0.00%	24	15	4	Y	3	R	12/2025	90+ Days	
50900	KAMLOOPS PADDLEWHEELERS	08/30/1990	Active	25	2	1	4.17%	26	2	0	Y		N	11/2025		\$1,108.68
Exc Award (06/30/2024)																
33420	KELOWNA OKANAGAN MISSION	03/14/1977	Active	14	0	2	-12.50%	16	37	0	Y		IP	12/2025		\$214.64
36969	KOOTENAY LAKE LC	04/27/1979	Active	24	0	3	-11.11%	30	25	2	Y	3	R	11/2025		\$219.66
Exc Award (06/30/2023)																



Club Health Assessment for District 19 I through December 2025

			Status	Membership						Reports				Finance		LCIF
Club Number	Club Name	Charter Date	Times in Status Quo in Past 2 Years	Current Member Count **	YTD Members Added	YTD Members Dropped	YTD Net Growth% ***	Member Count 1 Year Ago	Dropped Members Avg.Length of Service	Months Since Membership Update	Current Officers Reported ****	Current President Repeated Term	VP Reported *****	Last Date Reported Service (mm/yyyy)	Account Balance	YTD Donations
33828	KOOTENAY-SLOCAN L C	05/12/1977	Active(1)	5	0	0	0.00%	7		10	Y	5	R	03/2020	90+ Days	\$1,847.50
7768	LAKE COUNTRY WINFIELD	03/28/1968	Active	26	3	0	13.04%	26		2	Y			11/2025		
7818	LAKE WINDERMERE DISTRICT Exc Award (06/30/2023)	10/25/1951	Active	43	6	2	10.26%	42	12	0	Y	3	N	12/2025		
7745	LOGAN LAKE	06/14/1973	Active	22	0	2	-8.33%	26	5	3	Y		N	10/2025		
7746	LUMBY	09/05/1947	Active	23	3	0	15.00%	20		5	Y		N	12/2025		
7817	MARK CREEK Exc Award (06/30/2023)	09/25/1947	Active(1)	26	0	0	0.00%	30		6	Y	5	R	09/2023		
43610	MIDWAY GREENWOOD KETTLE RIVER	03/26/1984	Active(2)	23	0	0	0.00%	25		2	Y	3	R	09/2025	90+ Days	\$143.09
7820	NELSON Exc Award (06/30/2020, 06/30/2023)	07/26/1945	Active	21	1	0	5.00%	22		1	Y		N	11/2025		
7750	NORTH KAMLOOPS Exc Award (06/30/2023)	12/30/1953	Active	17	0	0	0.00%	18		2	Y		N	12/2025		
31919	NORTH SHUSWAP L C	03/18/1976	Active	18	0	1	-5.26%	18	0	1	Y		N	12/2025		
37785	O K FALLS	12/31/1979	Active	16	0	0	0.00%	15		5	Y	2		12/2025		
36694	OLIVER	03/05/1979	Active	12	0	2	-14.29%	12	2	0	Y		N	12/2025		
40605	PEACHLAND	12/28/1981	Active(1)	26	4	3	4.00%	22	4	2	Y	3	R	09/2025		
7755	PENTICTON	08/10/1949	Active	22	0	1	-4.35%	22	0	4	Y		R	12/2025		
7757	PRINCE GEORGE SPRUCE CITY	11/02/1965	Active	10	0	2	-16.67%	13	27	0	N	None	N	07/2025		
7759	QUESNEL	08/05/1949	Active	27	3	4	-3.57%	29	10	1	Y		R	11/2025		
31792	ROSSLAND GOLDEN CITY LIONS SOCIETY Exc Award (06/30/2023)	03/03/1976	Active	21	1	3	-8.70%	27	13	0	Y	3	R	12/2025		
7821	SALMO Exc Award (06/30/2023)	04/24/1963	Active	10	0	2	-16.67%	13	2	0	Y	2	N	09/2025		
7822	SAND CREEK	10/06/1958	Active	18	2	1	5.88%	17	2	1	Y		N	11/2025		
7763	SORRENTO	03/07/1973	Active	17	0	3	-15.00%	24	5	1	N	4		07/2025		
7823	SPARWOOD Exc Award (06/30/2023)	12/10/1971	Active	20	0	1	-4.76%	25	1	2	Y		N	12/2025		
7764	VALEMOUNT	04/01/1970	Active	10	1	6	-33.33%	13	6	0	Y	2		11/2024		\$212.91



Club Health Assessment for District 19 I through December 2025

						Membership					Reports				Finance		LCIF		
Club Number	Club Name	Charter Date	Status		Current Member Count **	YTD Members Added	YTD Members Dropped	YTD Net Growth***	Member Count 1 Year Ago	Dropped Members Avg.Length of Service	Months Since Membership Update	Current Officers Reported ****	Current President Repeated Term	VP Reported *****	Last Date Reported Service (mm/yyyy)	Account Balance	YTD Donations		
			Times in Status Quo in Past 2 Years																
7765	VERNON	11/06/1945	Active		32	1	4	-8.57%	34	4	2	Y	3	N	11/2025		\$28.38		
Exc Award (06/30/2023, 06/30/2024)																			
32679	WASA B C	08/17/1976	Active		21	0	1	-4.55%	18	2	3	Y	3	N	10/2025		\$36.61		
7766	WESTBANK	05/10/1967	Active		20	2	2	0.00%	15	2	0	Y	3	R	11/2025		\$359.03		
7767	WILLIAMS LAKE	10/20/1965	Active		17	0	2	-10.53%	18	9	3	Y		N	10/2025				
Current Total Clubs Count	YTD New Clubs Count	YTD Cancelled Clubs Count	YTD Net Club Gain	Current Total Members Count	YTD Add	YTD Drop	YTD Net Growth	YTD Net Growth %	Member Count 12 Months Ago	Average Member Count Per Club	% of Clubs with less than 20 members	% No Officer Report in 12 Months	% of Clubs with balance 90+ days	Number of Clubs in Status Quo	% Status Quo Clubs in Financial Suspension	Number of Cancelled Clubs	Average Cancelled Club Age	Members Lost Due to Cancellation	% of Clubs Cancelled for Non-Financial Reasons
45	0	0	0	942	42	67	-25	-2.59%	987	21	40%	0%	7%	0	0%	0	0	0	0%

* - P - Priority Club. Cancellation Reasons: 1-Objectives/conduct, 2-Non-active club, 5-Non-existing club, 6-Disbanding, 7-Merger, 8-Financial Suspension, 9-District/Multiple District Dues.

** Red denotes below 15 active members.

*** Red denotes 20% + loss.

**** Y - all 3 (President, Secretary, Treasurer) club officers reported, N - not all 3 reported.

***** Abbreviation: N-New, IP-Immediate Past, R-Repeat.




Club Health Assessment for District 19 L through December 2025

			Status	Membership					Reports				Finance		LCIF	
Club Number	Club Name	Charter Date	Times in Status Quo in Past 2 Years	Current Member Count **	YTD Members Added	YTD Members Dropped	YTD Net Growth% ***	Member Count 1 Year Ago	Dropped Members Avg.Length of Service	Months Since Membership Update	Current Officers Reported ****	Current President Repeated Term	VP Reported *****	Last Date Reported Service (mm/yyyy)	Account Balance	YTD Donations
Clubs more than two years old																
7967	ALBERNI VALLEY	07/13/1955	Active	16	0	0	0.00%	16		3	Y	3		11/2025		
	Exc Award (06/30/2018)															
30344	AMBLESIDE-TIDDLYCOVE	03/11/1975	Active	25	2	0	8.70%	20		0	Y	2	R	10/2025		
	Exc Award (06/30/2024)															
32069	BAYNES SOUND L C	04/20/1976	Active	13	1	1	0.00%	14	36	1	Y		N	12/2021		
38432	BLACK CREEK	05/01/1980	Active	18	0	0	0.00%	18		9	Y	17	R	07/2024		
7575	BURNABY HOST	12/01/1944	Active	8	0	0	0.00%	8		7	Y		R	12/2025		\$212.91
47284	BURNABY LOUGHEED	04/30/1987	Active	24	0	1	-4.00%	25	7	4	Y	2	N	10/2024		
	Exc Award (06/30/2016)															
36562	CEDAR	02/12/1979	Active	12	1	1	0.00%	12	4	2	Y	5	R	04/2024	90+ Days	
7989	CENTRAL SAANICH	03/20/1969	Active	49	4	4	0.00%	51	8	0	Y		N	12/2025		\$1,419.42
	Exc Award (06/30/2024, 06/30/2025)															
7970	COMOX VALLEY L C	11/07/1966	Active	23	1	2	-4.17%	18	5	1	Y		IP	12/2025		
55177	COMOX VALLEY MONARCH	12/20/1993	Cancelled(6*)	0	0	1	-100.00%	10	44	4	N	None		01/2025		
30230	COWICHAN LAKE	02/07/1975	Active	14	0	0	0.00%	15		7	Y	3	N	12/2025		
7971	DUNCAN	04/22/1958	Active	20	0	1	-4.76%	19	32	3	Y	2	R	12/2025		\$35.77
7972	ESQUIMALT	05/04/1951	Active	29	0	5	-14.71%	36	13	0	Y		N	12/2025		
	Exc Award (06/30/2022)															
30346	GABRIOLA ISLAND	03/11/1975	Active(1)	44	0	1	-2.22%	39	17	3	Y	3		12/2025		
	Exc Award (06/30/2021)															
7973	GALIANO ISLAND	12/07/1972	Active	22	0	1	-4.35%	23	2	4	Y		N	07/2022		
7577	GIBSONS	06/30/1972	Active	13	0	0	0.00%	13		13	Y	2	N	09/2024		
7974	GOLD RIVER	02/16/1967	Active	3	0	4	-57.14%	5	28	0	Y	5		10/2025		
7578	GRANISLE	06/12/1968	Active	12	0	0	0.00%	12		15	N	None		06/2022		
7976	LADYSMITH	08/21/1941	Active	14	0	2	-12.50%	18	39	0	Y		N	06/2025		\$91.89
7583	LYNN VALLEY L C	10/27/1970	Active	32	0	3	-8.57%	35	5	3	Y	10	N	10/2024		
7978	MALAHAT L C	12/17/1969	Active	21	1	0	5.00%	19		3	Y	2	R	12/2025	90+ Days	
7979	MALCOLM ISLAND L C	11/21/1973	Active	20	0	0	0.00%	16		7	Y	16		04/2024		



Club Health Assessment for District 19 L through December 2025

			Status	Membership						Reports				Finance	LCIF	
Club Number	Club Name	Charter Date	Times in Status Quo in Past 2 Years	Current Member Count **	YTD Members Added	YTD Members Dropped	YTD Net Growth% ***	Member Count 1 Year Ago	Dropped Members Avg.Length of Service	Months Since Membership Update	Current Officers Reported ****	Current President Repeated Term	VP Reported *****	Last Date Reported Service (mm/yyyy)	Account Balance	YTD Donations
7980	MAYNE ISLAND	11/12/1971	Active	37	0	6	-13.95%	39	4	1	Y	2		05/2022		\$2,000.00
39139	MILL BAY	12/31/1980	Active	17	1	0	6.25%	15		1	Y	3	R	12/2025		
7585	MT SEYMOUR L C	02/01/1966	Active	18	0	0	0.00%	17		2	Y	11	R	10/2025		
7981	NANAIMO	12/10/1946	Active	21	0	0	0.00%	23		0	Y		N	12/2025		
Exc Award (06/30/2016, 06/30/2018)																
43862	NANAIMO HUB CITY	05/17/1984	Active	13	3	1	18.18%	12	13	0	Y	2	N	12/2025		
35161	NANOOSE BAY L C	03/29/1978	Active	14	0	0	0.00%	15		1	Y		N	09/2025		
Exc Award (06/30/2024)																
62326	NORTH VANCOUVER DEEP COVE	08/30/1999	Active	24	0	0	0.00%	24		2	Y	2	N	12/2025		
Exc Award (06/30/2016, 06/30/2018, 06/30/2019)																
7983	PARKSVILLE	11/18/1969	Active	12	0	0	0.00%	11		7	N		N	12/2025		
7590	PEMBERTON	12/12/1965	Active	26	0	0	0.00%	28		4	Y		N	11/2025		
Exc Award (06/30/2018, 06/30/2020)																
7984	PENDER ISLANDS	05/25/1973	Active	16	2	0	14.29%	13		1	Y	4	R	02/2024	\$357.73	
7985	PORT ALICE	09/01/1966	Active(2)	14	0	0	0.00%	14		2	Y	6	N	04/2024		
7986	PORT HARDY	08/17/1966	Active	15	3	0	25.00%	12		1	Y			04/2024		
7987	PORT MC NEILL	04/04/1967	Active	19	0	3	-13.64%	22	1	0	Y	2	R	09/2024		
7594	PRINCE RUPERT	05/02/1963	Active	23	0	0	0.00%	24		3	Y		R	12/2025	\$246.83	
Exc Award (06/30/2018)																
42274	PROTECTION ISLAND	02/07/1983	Active	21	0	0	0.00%	27		6	Y	2	R	04/2022	\$354.86	
7988	QUALICUM BAY	02/04/1969	Active	25	0	5	-16.67%	28	15	0	Y	2	N	11/2025		
7990	SAANICH	11/10/1965	Active	4	0	0	0.00%	4		12	Y			12/2023		
7991	SALT SPRING ISLAND	08/14/1959	Active	31	0	4	-11.43%	36	14	0	Y		N	11/2025		
Exc Award (06/30/2018, 06/30/2022)																
28098	SATURNA	03/05/1974	Active	25	0	0	0.00%	29		8	Y	2		03/2024	90+ Days	
7993	SIDNEY	05/21/1964	Active	16	2	1	6.67%	13	1	0	Y	2	N	11/2025		
7598	SKIDEGATE INLET L C	03/19/1968	Active	9	1	0	12.50%	8		5	Y	13	R	12/2023		
7994	SOOKE	03/26/1965	Active	40	1	3	-4.76%	38	5	0	Y		N	11/2025		
Exc Award (06/30/2018)															\$86.35	



Club Health Assessment for District 19 L through December 2025

			Status	Membership						Reports				Finance	LCIF	
Club Number	Club Name	Charter Date	Times in Status Quo in Past 2 Years	Current Member Count **	YTD Members Added	YTD Members Dropped	YTD Net Growth% ***	Member Count 1 Year Ago	Dropped Members Avg.Length of Service	Months Since Membership Update	Current Officers Reported ****	Current President Repeated Term	VP Reported *****	Last Date Reported Service (mm/yyyy)	Account Balance	YTD Donations
141224	Sooke District Lioness	03/25/2020	Active	31	6	3	10.71%	27	2	1	Y	2	N	11/2025	90+ Days	\$115.80
Exc Award (06/30/2023, 06/30/2024)																
77468	SOOKE HARBOURSIDE LIONS	09/15/2003	Active	46	3	7	-8.00%	52	5	1	Y		N	11/2025		\$100.00
Exc Award (06/30/2023, 06/30/2024)																
7600	SQUAMISH	03/14/1957	Active	10	0	0	0.00%	9		8	Y	2	R	10/2025		
7602	SUNSHINE COAST	01/26/1964	Active	35	7	0	25.00%	26		0	Y		N	12/2025		\$715.46
7995	TAHSIS	04/12/1968	Active	4	0	0	0.00%	4		20	Y	20		01/2022		
84727	VANCOUVER ARBUTUS	01/20/2005	Active	12	1	0	9.09%	12		2	Y	2	N	01/2024		
43140	VANCOUVER BROADWAY	11/28/1983	Active	11	0	0	0.00%	12		2	Y	3		09/2023		\$6,858.95
Exc Award (06/30/2019, 06/30/2020, 06/30/2021)																
7607	VANCOUVER BURRARD	01/07/1938	Active(2)	12	2	0	20.00%	11		2	Y	5	R	10/2025		
Exc Award (06/30/2016, 06/30/2019)																
56034	VANCOUVER CAMBIE	08/09/1994	Active	23	2	0	9.52%	23		4	Y			10/2025		
Exc Award (06/30/2019)																
48647	VANCOUVER CATHAY	06/01/1988	Active	24	2	0	9.09%	23		2	Y		N	08/2024		
Exc Award (06/30/2019, 06/30/2022, 06/30/2023)																
84873	VANCOUVER CATHAY NEW CENTURY	02/22/2005	Active	13	1	0	8.33%	13		4	Y		R	12/2025		
7609	VANCOUVER CHINATOWN	12/03/1953	Active	36	1	1	0.00%	36	8	0	Y		N	12/2025		
Exc Award (06/30/2017, 06/30/2018)																
98693	VANCOUVER DIAMOND	03/02/2007	Active	86	10	20	-10.42%	94	6	0	Y		R	06/2025	\$3,032.63	
Exc Award (06/30/2017, 06/30/2018, 06/30/2019, 06/30/2020, 06/30/2023)																
7610	VANCOUVER EAST	12/06/1943	Active	11	0	2	-15.38%	13	9	2	N	None	N	12/2025	\$600.00	
Exc Award (06/30/2023, 06/30/2024)																
138239	Vancouver Fraser	06/05/2019	Active	22	0	2	-8.33%	26	3	2	Y		N	03/2024	\$50.00	
Exc Award (06/30/2020, 06/30/2021, 06/30/2023)																
140267	Vancouver Gateway	11/21/2019	Active(1)	16	16	0	100.00%	16		1	Y			10/2025		
103804	VANCOUVER GRANVILLE	10/16/2008	Active	31	2	2	0.00%	32	15	1	Y		R	07/2024		
Exc Award (06/30/2018, 06/30/2019, 06/30/2023, 06/30/2024)																



Club Health Assessment for District 19 L through December 2025

			Status	Membership						Reports				Finance		LCIF
Club Number	Club Name	Charter Date	Times in Status Quo in Past 2 Years	Current Member Count **	YTD Members Added	YTD Members Dropped	YTD Net Growth% ***	Member Count 1 Year Ago	Dropped Members Avg.Length of Service	Months Since Membership Update	Current Officers Reported ****	Current President Repeated Term	VP Reported *****	Last Date Reported Service (mm/yyyy)	Account Balance	YTD Donations
153511	Vancouver Imperial	01/31/2023	Active	27	0	0	0.00%	27		9	Y	4	R	06/2024		
120769	Vancouver Legacy	11/20/2013	Active	22	1	0	4.76%	28		2	Y			08/2024		\$1,436.11
	Exc Award (06/30/2016, 06/30/2018, 06/30/2019, 06/30/2023)															
7613	VANCOUVER MARPOLE-GRANDVIEW	06/15/1951	Active	9	0	0	0.00%	9		15	N	None		07/2023		
	Exc Award (06/30/2016, 06/30/2018)															
62287	VANCOUVER METROPOLITAN	08/09/1999	Active	32	2	2	0.00%	39	10	2	Y		R	10/2025		\$8,226.71
	Exc Award (06/30/2016, 06/30/2018, 06/30/2022, 06/30/2023, 06/30/2024)															
124737	Vancouver Midas	04/27/2015	Active(2)	13	1	10	-40.91%	28	4	0	Y		N	08/2024		\$993.59
	Exc Award (06/30/2018, 06/30/2021, 06/30/2024)															
156294	Vancouver Milestone	10/03/2023	Active	10	2	0	25.00%	7		0	Y		R	10/2025		
126277	Vancouver Northern Star	11/25/2015	Active	13	0	0	0.00%	13		10	Y		N	08/2025		
	Exc Award (06/30/2018, 06/30/2019, 06/30/2023)															
51606	VANCOUVER PACIFIC	05/09/1991	Active	27	0	0	0.00%	26		0	Y		N	12/2025		\$3,053.16
	Exc Award (06/30/2017, 06/30/2018, 06/30/2019, 06/30/2022, 06/30/2023)															
142353	Vancouver Pioneer	08/04/2020	Active	17	5	0	41.67%	21		2	Y			09/2021		
142437	Vancouver Point Grey	07/30/2020	Active	21	6	1	31.25%	15	0	0	Y	3	R	10/2025		\$286.18
	Exc Award (06/30/2024)															
130884	Vancouver Queen Elizabeth	05/31/2017	Active(1)	5	5	0	100.00%	5		1	Y	9		07/2017		
156292	Vancouver Regency	10/03/2023	Active(2)	7	3	19	-69.57%	23	2	0	Y	3		06/2024		
40417	VANCOUVER RENFREW	10/16/1981	Active	5	0	0	0.00%	7		10	Y	14		07/2020	90+ Days	
48648	VANCOUVER SHAUGHNESSY	06/01/1988	Active	30	1	0	3.45%	29		5	Y		R	12/2025		
	Exc Award (06/30/2018, 06/30/2019, 06/30/2021, 06/30/2023, 06/30/2024)															
7617	VANCOUVER SOUTH	11/27/1944	Active	21	0	0	0.00%	22		6	Y		N	06/2025		
124749	Vancouver Sunshine	04/28/2015	Active(1)	15	0	0	0.00%	17		6	Y			11/2023		
	Exc Award (06/30/2017)															
68832	VANCOUVER TEMPLETON NEW CENTURY	05/27/2003	Active	16	1	0	6.67%	16		3	Y		R	10/2023	90+ Days	
	Exc Award (06/30/2018)															



Club Health Assessment for District 19 L through December 2025

			Status	Membership						Reports				Finance	LCIF	
Club Number	Club Name	Charter Date	Times in Status Quo in Past 2 Years	Current Member Count **	YTD Members Added	YTD Members Dropped	YTD Net Growth% ***	Member Count 1 Year Ago	Dropped Members Avg.Length of Service	Months Since Membership Update	Current Officers Reported ****	Current President Repeated Term	VP Reported *****	Last Date Reported Service (mm/yyyy)	Account Balance	YTD Donations
100016	VANCOUVER YALETOWN	08/10/2007	Active	39	0	0	0.00%	39		6	Y		N	11/2023		
7999	VICTORIA	03/10/1969	Active	22	2	0	10.00%	22		0	Y	2	N	12/2025		\$212.91
	Exc Award (06/30/2022)															
8000	VICTORIA CHINATOWN	03/14/1956	Active	9	0	0	0.00%	9		7	Y	18	R	11/2025		
141536	Victoria Chinatown Lioness	06/22/2020	Active	24	0	0	0.00%	23		4	Y	7	R	12/2025		
7977	WEST SHORE	11/10/1953	Active	14	3	4	-6.67%	12	21	0	Y			12/2025		\$359.03
	Exc Award (06/30/2025)															
35162	WILLOW POINT L C	03/29/1978	Active(1)	17	0	2	-10.53%	18	8	1	Y	2	N	11/2025		\$72.44

Clubs Cancelled Previous Fiscal Year – Clubs Cancelled within last 12 months may be reinstated

Club Number	Club Name	Charter Date	Current Status*	Cancellation Date
172669	Masset Haida	06/26/2024	Cancelled(8*)	06/29/2025
117511	VANCOUVER DIAMOND CAMPUS	08/02/2012	Cancelled(8*)	06/29/2025
102284	VANCOUVER EVERGREEN	06/02/2008	Cancelled(8*)	12/30/2024
172672	Vancouver Unity	06/26/2024	Cancelled(8*)	12/30/2024

Current Total Clubs Count	YTD New Clubs Count	YTD Cancelled Clubs Count	YTD Net Club Gain	Current Total Members Count	YTD Add	YTD Drop	YTD Net Growth	YTD Net Growth %	Member Count 12 Months Ago	Average Member Count Per Club	% of Clubs with less than 20 members	% No Officer Report in 12 Months	% of Clubs with balance 90+ days	Number of Clubs in Status Quo	% Status Quo Clubs in Financial Suspension	Number of Cancelled Clubs	Average Cancelled Club Age	Members Lost Due to Cancellation	% of Clubs Cancelled for Non-Financial Reasons
83	0	1	-1	1,710	108	125	-17	-0.98%	1,778	21	52%	2%	8%	0	0%	1	63	1	-300%

* - P - Priority Club. Cancellation Reasons: 1-Objectives/conduct, 2-Non-active club, 5-Non-existing club, 6-Disbanding, 7-Merger, 8-Financial Suspension, 9-District/Multiple District Dues.

** Red denotes below 15 active members.

*** Red denotes 20% + loss.

**** Y - all 3 (President, Secretary, Treasurer) club officers reported, N - not all 3 reported.

***** Abbreviation: N-New, IP-Immediate Past, R-Repeat.



Club Health Assessment for District 19 O through December 2025

			Status	Membership						Reports				Finance		LCIF
Club Number	Club Name	Charter Date	Times in Status Quo in Past 2 Years	Current Member Count **	YTD Members Added	YTD Members Dropped	YTD Net Growth% ***	Member Count 1 Year Ago	Dropped Members Avg.Length of Service	Months Since Membership Update	Current Officers Reported ****	Current President Repeated Term	VP Reported *****	Last Date Reported Service (mm/yyyy)	Account Balance	YTD Donations
Clubs more than two years old																
7938	ABBOTSFORD	03/16/1944	Active	11	0	0	0.00%	8		3	Y	4		12/2025		
7939	AGASSIZ HARRISON	12/10/1963	Active(1)	23	0	2	-8.00%	26	6	0	Y		R	12/2025		
	Exc Award (06/30/2023)															
7940	ALDERGROVE	01/18/1971	Active	17	0	0	0.00%	17		8	Y		R	12/2025		\$72.44
7943	CHILLIWACK	02/19/1947	Active	14	1	0	7.69%	8		2	Y	2	N	02/2024		\$100.31
55892	CHILLIWACK DOGWOOD MONARCH	06/24/1994	Active	30	0	2	-6.25%	28	1	0	Y	3	R	11/2025		
	Exc Award (06/30/2024)															
34167	CHILLIWACK MOUNT CHEAM	06/30/1977	Active	35	1	2	-2.78%	32	1	1	Y	2	N	12/2025		\$617.35
	Exc Award (06/30/2022, 06/30/2024)															
48811	CHILLIWACK STELLERS JAY	07/29/1988	Active	14	1	0	7.69%	13		0	Y	8	R	12/2025		
	Exc Award (06/30/2023)															
150127	Coquitlam River	03/22/2022	Active	17	0	0	0.00%	19		5	Y		N	10/2025		\$208.72
7945	FORT LANGLEY	12/23/1971	Active	37	4	0	12.12%	34		3	Y		N	12/2025		\$726.57
	Exc Award (06/30/2023)															
7947	HOPE	09/09/1943	Active	31	0	0	0.00%	32		6	Y	5		04/2024		\$658.97
	Exc Award (06/30/2018)															
7949	LANGLEY	05/15/1944	Active	27	1	4	-10.00%	29	21	0	Y		N	11/2025		\$2,246.39
7952	MAPLE RIDGE	04/03/1944	Active	22	4	2	10.00%	21	1	0	Y		N	12/2025	90+ Days	
7957	NORTH DELTA L C	10/23/1967	Active	27	0	3	-10.00%	33	21	1	N	2		12/2025		\$496.80
7965	NORTH SURREY	11/09/1957	Active	14	2	1	7.69%	20	0	1	Y		N	12/2025		\$1,215.13
	Exc Award (06/30/2023)															
7958	PITT MEADOWS	04/05/1951	Active	15	0	0	0.00%	18		5	Y		N	06/2025		
7959	PORT COQUITLAM	11/04/1949	Active	18	0	1	-5.26%	20	4	0	Y		N	12/2025		
56042	RICHMOND CHINATOWN	08/15/1994	Active(1)	36	3	3	0.00%	36	1	5	Y	2	N	11/2025	90+ Days	
	Exc Award (06/30/2025)															
121261	Richmond Lahoo	01/28/2014	Active	50	8	7	2.04%	60	4	2	Y		N	12/2025		\$724.82
55726	RICHMOND MANDARIN	05/24/1994	Active	13	0	0	0.00%	15		9	N	None		08/2015		
38138	SASQUATCH	03/06/1980	Active	30	3	0	11.11%	31		1	Y		N	12/2025		\$1,543.27
126223	Surrey Central	11/23/2015	Active	41	6	2	10.81%	40	11	0	Y		N	12/2025		\$1,292.96



Club Health Assessment for District 19 O through December 2025

INTERNATIONAL

						Status		Membership					Reports				Finance		LCIF
Club Number	Club Name	Charter Date				Times in Status Quo in Past 2 Years	Current Member Count **	YTD Members Added	YTD Members Dropped	YTD Net Growth%	Member Count 1 Year Ago	Dropped Members Avg.Length of Service	Months Since Membership Update	Current Officers Reported ****	Current President Repeated Term	VP Reported *****	Last Date Reported Service (mm/yyyy)	Account Balance	YTD Donations
Exc Award (06/30/2021, 06/30/2022, 06/30/2023)																			
7941	TSAWWASSEN-BOUNDARY BAY	05/06/1968				Active	31	1	4	-8.82%	37	9	0	Y	3	R	12/2025		\$35.49
Current Total Clubs Count	YTD New Clubs Count	YTD Cancelled Clubs Count	YTD Net Club Gain	Current Total Members Count	YTD Add	YTD Drop	YTD Net Growth	YTD Net Growth %	Member Count 12 Months Ago	Average Member Count Per Club	% of Clubs with less than 20 members	% No Officer Report in 12 Months	% of Clubs with balance 90+ days	Number of Clubs in Status Quo	% Status Quo Clubs in Financial Suspension	Number of Cancelled Clubs	Average Cancelled Club Age	Members Lost Due to Cancellation	% of Clubs Cancelled for Non-Financial Reasons
22	0	0	0	553	35	33	2	0.36%	577	25	41%	5%	9%	0	0%	0	0	0	0%

* - P - Priority Club. Cancellation Reasons: 1-Objectives/conduct, 2-Non-active club, 5-Non-existing club, 6-Disbanding, 7-Merger, 8-Financial Suspension, 9-District/Multiple District Dues.

** Red denotes below 15 active members.

*** Red denotes 20% + loss.

**** Y - all 3 (President, Secretary, Treasurer) club officers reported, N - not all 3 reported.

***** Abbreviation: N-New, IP-Immediate Past, R-Repeat.



Club Health Assessment for District 49 B through December 2025

INTERNATIONAL

			Status		Membership					Reports					Finance		LCIF	
Club Number	Club Name	Charter Date	Times in Status Quo in Past 2 Years	Current Member Count **	YTD Members Added	YTD Members Dropped	YTD Net Growth***	Member Count 1 Year Ago	Dropped Members Avg.Length of Service	Months Since Membership Update	Current Officers Reported ****	Current President Repeated Term	VP Reported *****	Last Date Reported Service (mm/yyyy)	Account Balance	YTD Donations		
Clubs more than two years old																		
14301	LAKE LABERGE L C	03/27/1969	Active(1)	9	0	0	0.00%	9		48	Y	5		05/2019				
14304	ST ELIAS	03/14/1964	Active	21	0	0	0.00%	22		0	Y	5	R	12/2020				
14306	WHITEHORSE	04/22/1951	Active	20	0	0	0.00%	16		10	N	5	R	12/2023				
54839	WHITEHORSE FIREWEED	08/31/1993	Active(1)	6	0	0	0.00%	5		8	Y	3		12/2023				
36717	WHITEHORSE GREY MOUNTAIN	03/19/1979	Active	13	0	0	0.00%	14		6	Y	5	R	10/2025				
Current Total Clubs Count	YTD New Clubs Count	YTD Cancelled Clubs Count	YTD Net Club Gain	Current Total Members Count	YTD Add	YTD Drop	YTD Net Growth %	Member Count 12 Months Ago	Average Member Count Per Club	% of Clubs with less than 20 members	% No Officer Report in 12 Months	% of Clubs with balance 90+ days	Number of Clubs in Status Quo	% Status Quo Clubs in Financial Suspension	Number of Cancelled Clubs	Average Cancelled Club Age	Members Lost Due to Cancellation	% of Clubs Cancelled for Non-Financial Reasons
5	0	0	0	69	0	0	0.00%	66	14	60%	0%	0%	0	0%	0	0	0	0%

* - P - Priority Club. Cancellation Reasons: 1-Objectives/conduct, 2-Non-active club, 5-Non-existing club, 6-Disbanding, 7-Merger, 8-Financial Suspension, 9-District/Multiple District Dues.

** Red denotes below 15 active members.

*** Red denotes 20% + loss.

**** Y - all 3 (President, Secretary, Treasurer) club officers reported, N - not all 3 reported.

***** Abbreviation: N-New, IP-Immediate Past, R-Repeat.



Club Health Assessment for District A 1 through December 2025

			Status	Membership						Reports				Finance		LCIF
Club Number	Club Name	Charter Date	Times in Status Quo in Past 2 Years	Current Member Count **	YTD Members Added	YTD Members Dropped	YTD Net Growth% ***	Member Count 1 Year Ago	Dropped Members Avg.Length of Service	Months Since Membership Update	Current Officers Reported ****	Current President Repeated Term	VP Reported *****	Last Date Reported Service (mm/yyyy)	Account Balance	YTD Donations
Clubs more than two years old																
14505	AILSA CRAIG & DISTRICT	05/12/1971	Active	22	1	2	-4.35%	22	6	0	Y	2	R	12/2025		\$1,185.89
	Exc Award (06/30/2017, 06/30/2018, 06/30/2020)															
14507	ARKONA	02/21/1948	Active	18	0	1	-5.26%	21	61	0	Y		N	11/2025		\$709.71
	Exc Award (06/30/2021)															
14508	BELLE RIVER	12/14/1944	Active	52	7	2	10.64%	47	33	0	Y		N	12/2025	90+ Days	\$436.49
	Exc Award (06/30/2017, 06/30/2018, 06/30/2024)															
14509	BELMONT	11/19/1956	Active	34	0	1	-2.86%	32	6	0	Y	2	R	12/2025		\$43.24
14511	CHATHAM	03/24/1949	Active	17	0	4	-19.05%	22	13	1	Y		N	12/2025		\$420.40
	Exc Award (06/30/2018, 06/30/2019, 06/30/2021, 06/30/2024, 06/30/2025)															
14512	DELAWARE	03/24/1971	Active	55	0	1	-1.79%	60	11	1	Y		N	10/2025		
14513	DORCHESTER	04/14/1954	Active	53	3	3	0.00%	52	2	0	Y	2		12/2025		\$135.77
	Exc Award (06/30/2019, 06/30/2020, 06/30/2021, 06/30/2022, 06/30/2023)															
14538	DUTTON & DISTRICT	11/03/1966	Active	25	1	3	-7.41%	21	8	0	Y	2	R	12/2025		
	Exc Award (06/30/2018, 06/30/2020, 06/30/2023, 06/30/2025)															
29799	GLENCOE DISTRICT	09/12/1974	Active	34	1	0	3.03%	36		3	Y		N	11/2025		
40119	HIGHGATE & DIST	06/30/1981	Active	19	0	0	0.00%	18		8	Y	3	R	12/2025		
38598	HYDE PARK & DISTRICT L C	06/02/1980	Active	35	0	1	-2.78%	44	13	1	Y		N	09/2025	90+ Days	\$2,562.67
	Exc Award (06/30/2017, 06/30/2023, 06/30/2024)															
14515	ILDERTON & DISTRICT L C	04/27/1954	Active	53	9	2	15.22%	46	37	1	Y		N	11/2025	90+ Days	\$14.64
14516	KINGSVILLE	05/03/1933	Active	22	5	2	15.79%	21	7	1	Y			11/2025		
	Exc Award (06/30/2021)															
33216	LAMBETH	01/19/1977	Active	18	0	0	0.00%	20		6	Y		N	12/2025		\$330.40
	Exc Award (06/30/2021, 06/30/2023)															
14517	LEAMINGTON	12/11/1925	Active	12	0	0	0.00%	12		6	Y	9		12/2025		
43015	LIGHTHOUSE COVE & DIST	09/16/1983	Active	18	0	0	0.00%	21		1	Y	3		12/2013		
	Exc Award (06/30/2021)															
14518	LONDON CENTRAL	06/28/1921	Active	34	5	0	17.24%	33		1	Y		N	12/2025		\$829.60



Club Health Assessment for District A 1 through December 2025

INTERNATIONAL

			Status	Membership						Reports				Finance	LCIF	
Club Number	Club Name	Charter Date	Times in Status Quo in Past 2 Years	Current Member Count **	YTD Members Added	YTD Members Dropped	YTD Net Growth% ***	Member Count 1 Year Ago	Dropped Members Avg.Length of Service	Months Since Membership Update	Current Officers Reported ****	Current President Repeated Term	VP Reported *****	Last Date Reported Service (mm/yyyy)	Account Balance	YTD Donations
14519	LONDON EAST	03/13/1951	Active	20	1	3	-9.09%	22	19	0	Y		N	11/2025		\$2,024.62
	Exc Award (06/30/2024)															
136643	London West	11/27/2018	Active(1)	3	0	0	0.00%	9		6	N	None		03/2024		
14523	LUCAN DISTRICT L C	09/13/1948	Active	39	0	0	0.00%	40		1	Y		N	12/2025		\$7,097.11
38049	MELBOURNE & DISTRICT L C	02/29/1980	Active	20	0	0	0.00%	20		7	Y			12/2025		\$70.97
14524	MT BRYDGES	04/30/1948	Active	38	3	0	8.57%	39		1	Y		N	11/2025		\$71.55
14525	PARKHILL	05/22/1939	Active	18	0	1	-5.26%	21	9	4	Y	7		12/2025		\$715.46
14526	PETROLIA	10/24/1932	Active	60	0	4	-6.25%	64	25	0	Y			12/2025		
	Exc Award (06/30/2017, 06/30/2023)															
36718	POPLAR HILL & DISTRICT L C	03/22/1979	Active	35	2	1	2.94%	34	1	2	Y		N	12/2025		\$49.05
	Exc Award (06/30/2018)															
14527	PORT STANLEY	11/04/1959	Active	27	1	1	0.00%	30	15	0	Y		N	05/2024		
	Exc Award (06/30/2023)															
143347	Port Stanley Lioness	10/29/2020	Active	18	0	0	0.00%	22		3	Y		N	11/2025		\$354.86
	Exc Award (06/30/2023)															
14528	RODNEY	12/22/1972	Active	20	1	0	5.26%	19		2	Y	3	R	01/2025		
14530	SARNIA	09/21/1932	Active	12	1	1	0.00%	11	2	3	Y			10/2025		
14529	ST THOMAS	10/28/1930	Active	11	0	0	0.00%	14		0	Y		N	12/2025		\$129.73
	Exc Award (06/30/2021, 06/30/2023)															
14533	STRATHROY	05/29/1924	Active	41	6	10	-8.89%	48	5	0	Y		N	12/2025		
14535	Thorndale	04/28/1947	Active	38	0	0	0.00%	36		6	Y		N	12/2025		\$543.30
	Exc Award (06/30/2016)															
14536	TILBURY	06/22/1934	Active	36	5	2	9.09%	33	12	0	Y			12/2025		
14539	WHEATLEY	12/02/1948	Active	9	0	0	0.00%	9		7	Y	7	R	07/2025		
	Exc Award (06/30/2017, 06/30/2018)															
14540	WINDSOR	03/12/1920	Active	31	0	4	-11.43%	37	7	1	Y		N	09/2025		\$251.38
14543	WYOMING	03/18/1953	Active	54	0	3	-5.26%	56	3	0	Y		N	10/2023		\$72.44
146090	Wyoming Lioness	05/03/2021	Active	14	0	2	-12.50%	18	4	3	Y		N	06/2025		
	Exc Award (06/30/2023)															



Club Health Assessment for District A 1 through December 2025

						Status		Membership					Reports				Finance		LCIF
						Times in Status Quo in Past 2 Years		Current Member Count **	YTD Members Added	YTD Members Dropped	YTD Net Growth***	Member Count 1 Year Ago	Dropped Members Avg.Length of Service	Months Since Membership Update	Current Officers Reported ****	Current President Repeated Term	VP Reported *****	Last Date Reported Service (mm/yyyy)	Account Balance
Club Number	Club Name		Charter Date																
Current Total Clubs Count	YTD New Clubs Count	YTD Cancelled Clubs Count	YTD Net Club Gain	Current Total Members Count	YTD Add	YTD Drop	YTD Net Growth	YTD Net Growth %	Member Count 12 Months Ago	Average Member Count Per Club	% of Clubs with less than 20 members	% No Officer Report in 12 Months	% of Clubs with balance 90+ days	Number of Clubs in Status Quo	% Status Quo Clubs in Financial Suspension	Number of Cancelled Clubs	Average Cancelled Club Age	Members Lost Due to Cancellation	% of Clubs Cancelled for Non-Financial Reasons
37	0	0	0	1,065	52	54	-2	-0.19%	1,110	29	35%	3%	8%	0	0%	0	0	0	0%

* - P - Priority Club. Cancellation Reasons: 1-Objectives/conduct, 2-Non-active club, 5-Non-existing club, 6-Disbanding, 7-Merger, 8-Financial Suspension, 9-District/Multiple District Dues.
** Red denotes below 15 active members.
*** Red denotes 20% + loss.
**** Y - all 3 (President, Secretary, Treasurer) club officers reported, N - not all 3 reported.
***** Abbreviation: N-New, IP-Immediate Past, R-Repeat.



Club Health Assessment for District A 2 through December 2025

			Status	Membership						Reports				Finance	LCIF	
Club Number	Club Name	Charter Date	Times in Status Quo in Past 2 Years	Current Member Count **	YTD Members Added	YTD Members Dropped	YTD Net Growth% ***	Member Count 1 Year Ago	Dropped Members Avg.Length of Service	Months Since Membership Update	Current Officers Reported ****	Current President Repeated Term	VP Reported *****	Last Date Reported Service (mm/yyyy)	Account Balance	YTD Donations
Clubs less than two years old																
158127	Long Point Lioness	04/11/2024	Active	31	3	2	3.33%	22	2	0	Y		N	12/2025		
Exc Award (06/30/2025)																
Clubs more than two years old																
14544	BEAMSVILLE & DISTRICT	04/17/1939	Active	27	5	5	0.00%	27	14	2	Y			01/2025		
Exc Award (06/30/2017, 06/30/2021)																
14545	CALEDONIA	11/16/1960	Active	38	6	3	8.57%	36	25	2	Y			12/2025		
14547	CHIPPAWA	08/25/1941	Active	30	1	0	3.45%	31		1	Y		N	06/2025		\$390.76
Exc Award (06/30/2017)																
14548	COURTLAND & DISTRICT L C	07/28/1970	Active	13	1	0	8.33%	13		0	Y		N	12/2025		
35057	DEREHAM DISTRICT L C	02/14/1978	Active	9	0	1	-10.00%	10	7	0	Y	2	R	11/2025		\$200.00
14549	DUNNVILLE	04/29/1925	Active	23	0	0	0.00%	21		6	Y	2		10/2025		
14550	FENWICK	03/01/1949	Active	43	4	0	10.26%	40		1	Y	2	N	11/2025		\$354.86
14551	FISHERVILLE DISTRICT	02/25/1955	Active	40	1	4	-6.98%	39	36	0	Y		N	12/2025		\$206.49
Exc Award (06/30/2017, 06/30/2018, 06/30/2020, 06/30/2023, 06/30/2024, 06/30/2025)																
14552	FONTHILL	03/13/1945	Active	21	0	0	0.00%	20		2	Y	2	R	12/2025		\$444.14
Exc Award (06/30/2022)																
14553	FORT ERIE	02/25/1927	Active	26	0	1	-3.70%	27	69	0	Y	3	N	11/2025		\$898.80
14554	GRANTHAM	03/07/1952	Active	44	2	6	-8.33%	54	13	0	Y		N	11/2025		
124338	Grimsby and District	03/16/2015	Active	34	1	8	-17.07%	41	17	1	Y	2	R	12/2025		\$482.47
Exc Award (06/30/2016, 06/30/2018, 06/30/2019, 06/30/2020, 06/30/2022, 06/30/2023, 06/30/2024)																
14556	HAGERSVILLE DISTRICT	03/27/1962	Active	32	4	2	6.67%	41	3	1	Y		N	10/2025		\$4,582.06
Exc Award (06/30/2022, 06/30/2023, 06/30/2024)																
14558	JARVIS	01/23/1948	Active	67	0	1	-1.47%	70	6	0	Y		N	10/2025		
Exc Award (06/30/2016, 06/30/2017, 06/30/2023)																
14559	JORDAN	03/31/1948	Active	11	0	0	0.00%	11		30	Y	5		06/2025		\$106.46



Club Health Assessment for District A 2 through December 2025

			Status	Membership						Reports				Finance	LCIF	
Club Number	Club Name	Charter Date	Times in Status Quo in Past 2 Years	Current Member Count **	YTD Members Added	YTD Members Dropped	YTD Net Growth% ***	Member Count 1 Year Ago	Dropped Members Avg.Length of Service	Months Since Membership Update	Current Officers Reported ****	Current President Repeated Term	VP Reported *****	Last Date Reported Service (mm/yyyy)	Account Balance	YTD Donations
14560	LANGTON	02/28/1952	Active	17	0	2	-10.53%	18	53	0	Y		N	12/2025	90+ Days	\$107.32
14561	LONG POINT	08/22/1938	Active	31	1	1	0.00%	30	70	1	Y		N	12/2025		\$430.84
14562	MERRITTON	11/30/1938	Active	44	0	2	-4.35%	45	9	0	Y		N	12/2025		
14563	NIAGARA	08/18/1941	Active	12	0	0	0.00%	12		21	Y	4		01/2025		
151470	Niagara Cyber	06/27/2022	Active	18	1	3	-10.00%	16	1	0	Y	2	N	02/2025	90+ Days	\$1,464.38
14564	NIAGARA FALLS	06/02/1922	Active	20	0	0	0.00%	20		1	N		N	10/2024		
14566	PORT COLBORNE	04/14/1922	Active	49	2	6	-7.55%	49	6	0	Y	2	R	06/2025		
Exc Award (06/30/2016, 06/30/2023)																
14567	PORT DALHOUSIE	11/24/1947	Active	42	0	0	0.00%	39		6	Y	2	R	11/2025		
14568	PORT DOVER	08/31/1938	Active	59	6	10	-6.35%	60	13	0	Y		N	12/2025		
Exc Award (06/30/2022)																
14569	RIDGEWAY	01/12/1931	Active	32	2	2	0.00%	32	34	0	Y			12/2025		
147031	Ridgeway Lioness	06/26/2021	Active	13	0	1	-7.14%	16	1	1	Y	2		05/2025		
58121	SELKIRK	04/15/1996	Active	12	0	0	0.00%	12		18	Y	2	R	11/2025		
14573	SIMCOE	03/20/1931	Active	96	7	2	5.49%	87	2	0	Y		N	12/2025		
60211	SIMCOE LYNN VALLEY	12/30/1997	Active	17	2	2	0.00%	13	14	1	Y		N	12/2025		\$7.32
Exc Award (06/30/2023)																
14950	SOUTH BRANT	03/07/1955	Active	14	0	0	0.00%	17		5	Y		N	11/2025		
55026	ST CATHARINES GARDEN CITY	11/01/1993	Active	8	0	0	0.00%	8		2	Y	2		11/2025		
14571	ST DAVIDS DISTRICT	02/28/1963	Active	111	19	0	20.65%	91		0	Y		N	12/2025		\$3,139.10
Exc Award (06/30/2016, 06/30/2018, 06/30/2019, 06/30/2022, 06/30/2024)																
14572	ST WILLIAMS	04/16/1959	Active	4	0	5	-55.56%	9	18	1	Y	5		05/2025		
14575	STAMFORD	03/07/1957	Active	18	1	1	0.00%	16	0	0	Y		N	11/2025		\$1,037.42
108579	THOROLD	06/14/2010	Active	9	0	0	0.00%	11		6	Y		R	06/2025		
Exc Award (06/30/2017)																
14578	TILLSONBURG	10/10/1924	Active	47	2	0	4.44%	38		3	Y		N	12/2025		\$1,430.93
43231	TOWNSEND	12/05/1983	Active	23	0	4	-14.81%	27	4	0	Y		N	11/2025		\$110.00
Exc Award (06/30/2019, 06/30/2023)																
14537	VIENNA	11/26/1945	Active	24	5	1	20.00%	26	3	0	Y		N	12/2025		



Club Health Assessment for District A 2 through December 2025

INTERNATIONAL

Club Number	Club Name	Charter Date	Status		Membership					Reports				Finance		LCIF			
			Times in Status Quo in Past 2 Years	Current Member Count **	YTD Members Added	YTD Members Dropped	YTD Net Growth***	Member Count 1 Year Ago	Dropped Members Avg.Length of Service	Months Since Membership Update	Current Officers Reported ****	Current President Repeated Term	VP Reported *****	Last Date Reported Service (mm/yyyy)	Account Balance	YTD Donations			
14579	VITTORIA	10/09/1953	Active	14	0	0	0.00%	14		22	Y	3		02/2025					
14580	WAINFLEET	03/14/1957	Active	12	1	0	9.09%	10		0	Y	2		10/2025		\$120.00			
14581	WATERFORD	08/04/1938	Active	61	7	1	10.91%	48	18	0	Y		N	12/2025		\$2,645.94			
Exc Award (06/30/2023, 06/30/2024, 06/30/2025)																			
14582	WELLAND	04/03/1923	Active	26	1	1	0.00%	24	1	1	Y		N	12/2025					
Exc Award (06/30/2025)																			
Current Total Clubs Count	YTD New Clubs Count	YTD Cancelled Clubs Count	YTD Net Club Gain	Current Total Members Count	YTD Add	YTD Drop	YTD Net Growth	Member Count 12 Months Ago	Average Member Count Per Club	% of Clubs with less than 20 members	% No Officer Report in 12 Months	% of Clubs with balance 90+ days	Number of Clubs in Status Quo	% Status Quo Clubs in Financial Suspension	Number of Cancelled Clubs	Average Cancelled Club Age	Members Lost Due to Cancellation	% of Clubs Cancelled for Non-Financial Reasons	
43	0	0	0	1,322	85	77	8	0.61%	1,291	31	37%	0%	5%	0	0%	0	0	0	0%

* - P - Priority Club. Cancellation Reasons: 1-Objectives/conduct, 2-Non-active club, 5-Non-existing club, 6-Disbanding, 7-Merger, 8-Financial Suspension, 9-District/Multiple District Dues.

** Red denotes below 15 active members.

*** Red denotes 20% + loss.

**** Y - all 3 (President, Secretary, Treasurer) club officers reported, N - not all 3 reported.

***** Abbreviation: N-New, IP-Immediate Past, R-Repeat.




Club Health Assessment for District A 3 through December 2025

			Status	Membership						Reports				Finance	LCIF	
Club Number	Club Name	Charter Date	Times in Status Quo in Past 2 Years	Current Member Count **	YTD Members Added	YTD Members Dropped	YTD Net Growth% ***	Member Count 1 Year Ago	Dropped Members Avg.Length of Service	Months Since Membership Update	Current Officers Reported ****	Current President Repeated Term	VP Reported *****	Last Date Reported Service (mm/yyyy)	Account Balance	YTD Donations
Clubs more than two years old																
31026	AMHERSTVIEW	06/30/1975	Active	27	4	6	-6.90%	26	51	1	Y		N	12/2025		
	Exc Award (06/30/2018, 06/30/2020, 06/30/2022, 06/30/2023)															
29368	APSLEY & DISTRICT L C	05/29/1974	Active	30	0	0	0.00%	29		6	Y		R	07/2025		
14585	BANCROFT	09/06/1945	Active	21	2	2	0.00%	21	3	1	Y	2	R	09/2025		\$720.14
	Exc Award (06/30/2022, 06/30/2023, 06/30/2024)															
111031	BATAWA	05/06/2011	Active(1)	20	1	2	-4.76%	22	13	1	Y		N	12/2025		\$86.17
	Exc Award (06/30/2021, 06/30/2023)															
38599	BATH & DIST L C	06/18/1980	Active	14	3	1	16.67%	12	13	2	Y	2	R	12/2025		\$715.46
	Exc Award (06/30/2018, 06/30/2022)															
14586	BELLEVILLE	02/04/1953	Active	24	4	3	4.35%	27	16	0	Y	3	N	12/2025		
	Exc Award (06/30/2022)															
14587	BEWDLEY & DISTRICT L C	05/07/1971	Active	18	1	2	-5.26%	20	3	1	Y		N	10/2025		
	Exc Award (06/30/2016, 06/30/2023)															
14588	BOWMANVILLE	04/26/1935	Active	25	0	0	0.00%	25		3	N	None		09/2025		\$43.17
	Exc Award (06/30/2019)															
14589	BRIGHTON	02/13/1946	Active	13	1	0	8.33%	15		2	Y		IP	09/2025		
	Exc Award (06/30/2021, 06/30/2022)															
145705	Buckhorn District	03/17/2021	Active	38	3	1	5.56%	37	2	0	Y		N	11/2025		
	Exc Award (06/30/2022)															
14591	CAMPBELLFORD	07/23/1953	Active	12	0	2	-14.29%	14	32	4	Y		N	11/2025		
29369	Chemung Lake, Bridgenorth, Ennisnore District	05/29/1974	Active	16	1	1	0.00%	16	31	1	Y	2	N	12/2025		\$177.43
	Exc Award (06/30/2018, 06/30/2021, 06/30/2022)															
14593	COBOURG	01/18/1950	Active	49	4	0	8.89%	46		1	Y	2	R	11/2025		\$108.11
	Exc Award (06/30/2016, 06/30/2018, 06/30/2023, 06/30/2024)															
110245	COLBORNE & DISTRICT	01/27/2011	Active	16	1	1	0.00%	14	18	1	Y	2	R	11/2025		
	Exc Award (06/30/2016, 06/30/2017, 06/30/2023, 06/30/2024, 06/30/2025)															
60282	DENBIGH - GRIFFITH L C	01/12/1998	Active	11	0	0	0.00%	10		3	Y		IP	12/2025		\$792.97



Club Health Assessment for District A 3 through December 2025

			Status	Membership						Reports				Finance	LCIF	
Club Number	Club Name	Charter Date	Times in Status Quo in Past 2 Years	Current Member Count **	YTD Members Added	YTD Members Dropped	YTD Net Growth% ***	Member Count 1 Year Ago	Dropped Members Avg.Length of Service	Months Since Membership Update	Current Officers Reported ****	Current President Repeated Term	VP Reported *****	Last Date Reported Service (mm/yyyy)	Account Balance	YTD Donations
Exc Award (06/30/2016, 06/30/2018, 06/30/2025)			Active(1)	8	0	0	0.00%	8		30	N	None		10/2022		
57355	FOXBORO MELROSE	09/18/1995														
Exc Award (06/30/2018, 06/30/2022)			Active	15	2	3	-6.25%	14	2	0	Y	3	R	12/2025		
14596	FRANKFORD	10/28/1948														
Exc Award (06/30/2018, 06/30/2019)			Active	27	1	6	-15.63%	31	22	0	Y		N	10/2025		\$715.51
14598	HAVELOCK	01/09/1958														
Exc Award (06/30/2018, 06/30/2023, 06/30/2024)			Active	39	4	4	0.00%	39	13	0	Y		N	08/2025		\$896.27
14599	KEENE	10/20/1951														
Exc Award (06/30/2018, 06/30/2023)			Active	21	0	0	0.00%	21		7	Y		N	11/2025		
82494	KENDAL	06/02/2004														
Exc Award (06/30/2019)			Active	13	1	6	-27.78%	18	18	0	Y	2		12/2025		\$359.03
14600	KINGSTON	07/10/1936														
Exc Award (06/30/2019, 06/30/2023)			Active	28	2	1	3.70%	26	26	1	N	None		12/2025		
14602	KINGSTON LAKESHORE WEST	08/25/1971														
Exc Award (06/30/2018, 06/30/2019, 06/30/2022, 06/30/2023)			Active	19	2	2	0.00%	20	30	1	Y	2	R	07/2025		\$237.51
14603	LAKEFIELD & DISTRICT	02/21/1946														
Exc Award (06/30/2018, 06/30/2023)			Active	28	5	2	12.00%	25	11	2	Y		R	11/2025		\$1,086.60
88972	LAKEFIELD VILLAGE	07/15/2005														
Exc Award (06/30/2023, 06/30/2024)			Active	68	1	11	-12.82%	69	5	1	Y		N	10/2025		\$20.00
14604	LAND O' LAKES L C	01/22/1969														
Exc Award (06/30/2016, 06/30/2019, 06/30/2021, 06/30/2022, 06/30/2023, 06/30/2025)			Active	19	2	5	-13.64%	20	2	1	Y		N	12/2025		
116823	MADOC	05/11/2012														
Exc Award (06/30/2016, 06/30/2017, 06/30/2019, 06/30/2022)			Active	51	1	5	-7.27%	52	10	1	Y	3	R	12/2025		\$4,628.08
59315	MARMORA CROWE VALLEY	04/10/1997														
Exc Award (06/30/2023, 06/30/2024, 06/30/2025)			Active	38	5	3	5.56%	40	29	1	Y		N	12/2025		\$1,074.79
14609	MILLBROOK AND DISTRICT	01/05/1948														
Exc Award (06/30/2023)			Active	10	1	3	-16.67%	17	8	0	Y	2	R	12/2025		
14610	NAPANEE	02/22/1939														



Club Health Assessment for District A 3 through December 2025

			Status	Membership					Reports				Finance	LCIF		
Club Number	Club Name	Charter Date	Times in Status Quo in Past 2 Years	Current Member Count **	YTD Members Added	YTD Members Dropped	YTD Net Growth% ***	Member Count 1 Year Ago	Dropped Members Avg.Length of Service	Months Since Membership Update	Current Officers Reported ****	Current President Repeated Term	VP Reported *****	Last Date Reported Service (mm/yyyy)	Account Balance	YTD Donations
144895	Exc Award (06/30/2016, 06/30/2018, 06/30/2019, 06/30/2022) Napanee Lioness	01/13/2021	Active	16	1	0	6.67%	15		4	Y	2		12/2025		
101184	Exc Award (06/30/2023, 06/30/2025) NEWBURGH CAMDEN	02/18/2008	Active	22	4	0	22.22%	17		0	Y		N	12/2025		\$362.41
14611	Exc Award (06/30/2018, 06/30/2023, 06/30/2024) NEWCASTLE	04/08/1947	Active	36	2	2	0.00%	38	13	3	N	None	R	10/2025		
14612	Exc Award (06/30/2016, 06/30/2022) NORWOOD	10/26/1951	Active	51	3	2	2.00%	48	40	0	Y		N	12/2025		\$86.49
29370	Exc Award (06/30/2017, 06/30/2018, 06/30/2023, 06/30/2024) ODESSA & DISTRICT L C	05/17/1974	Active	20	3	0	17.65%	18		1	Y		N	11/2025	90+ Days	
14616	Exc Award (06/30/2016, 06/30/2018, 06/30/2023) PETERBOROUGH	06/09/1936	Active	54	5	3	3.85%	49	9	2	Y		N	12/2025		\$1,537.09
32903	Exc Award (06/30/2018, 06/30/2021, 06/30/2023, 06/30/2024) PETERBOROUGH EAST PETERBOROUGH	10/28/1976	Active	35	5	1	12.90%	36	13	1	Y		N	12/2025		
14601	Exc Award (06/30/2016, 06/30/2017, 06/30/2018, 06/30/2019, 06/30/2021, 06/30/2022) PITTSBURGH TOWNSHIP L C	03/23/1965	Active	16	0	0	0.00%	16		9	Y	2		11/2025		
14618	Exc Award (06/30/2024) PORT HOPE	05/22/1931	Active	19	7	0	58.33%	13		1	Y	2	R	11/2025		\$326.06
29275	Exc Award (06/30/2018) PRINCE EDWARD COUNTY	05/16/1974	Active	23	1	2	-4.17%	26	26	2	Y		R	10/2025		\$934.28
14620	Exc Award (06/30/2016, 06/30/2023, 06/30/2024) SHARBOT LAKE & DIST	09/28/1951	Active	22	0	0	0.00%	22		6	Y		N	10/2025		\$359.03
38600	Exc Award (06/30/2016, 06/30/2017, 06/30/2022, 06/30/2023, 06/30/2024) STIRLING & DISTRICT L C	06/29/1980	Active	33	5	2	10.00%	29	23	2	Y		N	10/2025		\$1,086.60
14621	Exc Award (06/30/2018, 06/30/2019, 06/30/2024) STORRINGTON L C	06/03/1971	Active	30	3	0	11.11%	24		1	Y		R	12/2025		\$354.86
	Exc Award (06/30/2018, 06/30/2022, 06/30/2023)															



Club Health Assessment for District A 3 through December 2025

				Membership						Reports				Finance		LCIF			
Club Number	Club Name	Charter Date	Status		Current Member Count **	YTD Members Added	YTD Members Dropped	YTD Net Growth% ***	Member Count 1 Year Ago	Dropped Members Avg.Length of Service	Months Since Membership Update	Current Officers Reported ****	Current President Repeated Term	VP Reported *****	Last Date Reported Service (mm/yyyy)	Account Balance	YTD Donations		
			Times in Status Quo in Past 2 Years																
82763	SYDENHAM AND DISTRICT	06/23/2004	Active		23	0	0	0.00%	22		2	Y	10	R	12/2025		\$366.10		
	Exc Award (06/30/2018, 06/30/2021)																		
42285	TAMWORTH & DIST	02/14/1983	Active		23	3	1	9.52%	22	31	0	Y	3	R	12/2025		\$36.61		
	Exc Award (06/30/2022)																		
14622	TRENTON	05/18/1939	Active		47	2	2	0.00%	46	30	0	Y		N	12/2025		\$3,515.46		
	Exc Award (06/30/2016, 06/30/2018, 06/30/2019, 06/30/2021, 06/30/2025)																		
51304	TWEED	02/08/1991	Active		6	1	0	20.00%	5		0	Y	4	R	12/2025				
	Exc Award (06/30/2022)																		
14623	VERONA	06/28/1949	Active		39	7	5	5.41%	34	5	0	Y	2	N	12/2025		\$366.10		
	Exc Award (06/30/2019, 06/30/2021, 06/30/2022, 06/30/2023, 06/30/2024)																		
14624	WARSAW & DISTRICT L C	04/17/1973	Active		12	2	3	-7.69%	10	1	0	Y	2		11/2025				
Current Total Clubs Count	YTD New Clubs Count	YTD Cancelled Clubs Count	YTD Net Club Gain	Current Total Members Count	YTD Add	YTD Drop	YTD Net Growth	YTD Net Growth %	Member Count 12 Months Ago	Average Member Count Per Club	% of Clubs with less than 20 members	% No Officer Report in 12 Months	% of Clubs with balance 90+ days	Number of Clubs in Status Quo	% Status Quo Clubs in Financial Suspension	Number of Cancelled Clubs	Average Cancelled Club Age	Members Lost Due to Cancellation	% of Clubs Cancelled for Non-Financial Reasons
48	0	0	0	1,245	106	95	11	0.89%	1,224	26	38%	0%	2%	0	0%	0	0	0	0%

* - P - Priority Club. Cancellation Reasons: 1-Objectives/conduct, 2-Non-active club, 5-Non-existing club, 6-Disbanding, 7-Merger, 8-Financial Suspension, 9-District/Multiple District Dues.

** Red denotes below 15 active members.

*** Red denotes 20% + loss.

**** Y - all 3 (President, Secretary, Treasurer) club officers reported, N - not all 3 reported.

***** Abbreviation: N-New, IP-Immediate Past, R-Repeat.




Club Health Assessment for District A 4 through December 2025

			Status	Membership						Reports				Finance		LCIF
Club Number	Club Name	Charter Date	Times in Status Quo in Past 2 Years	Current Member Count **	YTD Members Added	YTD Members Dropped	YTD Net Growth% ***	Member Count 1 Year Ago	Dropped Members Avg.Length of Service	Months Since Membership Update	Current Officers Reported ****	Current President Repeated Term	VP Reported *****	Last Date Reported Service (mm/yyyy)	Account Balance	YTD Donations
Clubs more than two years old																
29473	1000 ISLANDS DISTRICT	06/13/1974	Active	13	1	1	0.00%	13	46	0	Y	4	R	06/2014		
14627	ALEXANDRIA	10/20/1953	Active	23	6	0	35.29%	18		2	Y	3	R	12/2025		
14628	ALMONTE	03/14/1947	Active	11	2	0	22.22%	11		1	Y	2	R	06/2025		
14629	ARNPRIOR	06/18/1946	Active	40	9	4	14.29%	36	16	1	Y		N	07/2025		\$2,015.83
14584	ATHENS	05/03/1961	Active	46	1	1	0.00%	47	18	3	Y	2	R	11/2025		
14669	AYLMER	06/15/1970	Active	15	5	2	25.00%	23	1	0	Y	6		02/2021		
38300	BARRHAVEN	04/11/1980	Active	28	3	5	-6.67%	28	11	0	Y		N	08/2022		\$70.97
14630	BEACHBURG	03/23/1953	Active	19	1	1	0.00%	17	38	1	Y		N	12/2025		\$35.49
Exc Award (06/30/2022, 06/30/2023)																
14590	BROCKVILLE	03/23/1939	Active	12	3	3	0.00%	15	12	1	Y		IP	05/2025		
14666	BRYSON	11/09/1951	Active	20	9	0	81.82%	13		2	Y		N	01/2017	90+ Days	
Exc Award (06/30/2019)																
14667	BUCKINGHAM	10/10/1934	Active	40	1	1	0.00%	46	2	0	Y		N	01/2018		
Exc Award (06/30/2018)																
14631	CALABOGIE	02/18/1952	Active	44	7	1	15.79%	31	12	0	Y		IP	09/2025		
Exc Award (06/30/2018, 06/30/2019)																
97703	CANTLEY	09/08/2006	Active(2)	1	0	0	0.00%	3		6	N	None		03/2023		
14632	CARLETON PLACE	11/13/1963	Active	18	5	2	20.00%	15	3	3	N	3		03/2019	90+ Days	
14633	CHALK RIVER & AREA L C	10/24/1973	Active	24	0	1	-4.00%	24	1	0	Y	3	N			
44534	CHAPEAU & DIST	01/30/1985	Active	17	0	1	-5.56%	18	18	2	Y	17	R			
47575	CHESTERVILLE & DIST	06/29/1987	Active	12	3	2	9.09%	10	20	3	Y			10/2025	90+ Days	
14634	CLARENCE CREEK	02/04/1970	Active	21	0	0	0.00%	21		20	Y	2	R	06/2025		\$464.19
14635	CORNWALL	03/19/1940	Active	28	2	0	7.69%	28		1	Y	4	N	11/2023		
34637	CORNWALL TOWNSHIP	11/17/1977	Active	15	0	2	-11.76%	17	3	1	Y	7	R	11/2025		
14636	CUMBERLAND	10/04/1967	Active	20	1	0	5.26%	21		1	Y			04/2025		
Exc Award (06/30/2021, 06/30/2022)																
14637	DOUGLAS	12/19/1947	Active	11	0	1	-8.33%	12	2	3	Y	10		03/2018		
14595	ELGIN	03/02/1949	Active	28	0	0	0.00%	33		6	Y		N	03/2024		



Club Health Assessment for District A 4 through December 2025

			Status	Membership						Reports				Finance	LCIF	
Club Number	Club Name	Charter Date	Times in Status Quo in Past 2 Years	Current Member Count **	YTD Members Added	YTD Members Dropped	YTD Net Growth% ***	Member Count 1 Year Ago	Dropped Members Avg.Length of Service	Months Since Membership Update	Current Officers Reported ****	Current President Repeated Term	VP Reported *****	Last Date Reported Service (mm/yyyy)	Account Balance	YTD Donations
Exc Award (06/30/2019)																
14638	FINCH DISTRICT L C	11/25/1968	Active	14	0	0	0.00%	14		2	Y	2	R	09/2022		\$357.73
14597	GANANOQUE	03/07/1939	Active	38	1	2	-2.56%	44	2	3	Y			09/2025		
Exc Award (06/30/2017, 06/30/2018, 06/30/2024)																
14639	GLOUCESTER	10/16/1968	Active	25	0	0	0.00%	28		6	Y		N	12/2023		\$715.46
48099	GREELY	02/10/1988	Active	26	2	1	4.00%	24	1	2	Y		N	12/2025		\$1,502.74
Exc Award (06/30/2016)																
125006	Ingleside/Long Sault Lost Villages	05/29/2015	Active	13	1	1	0.00%	15	10	1	Y	9	R	10/2025		
Exc Award (06/30/2017)																
14640	IROQUOIS-MATILDA L C	03/19/1947	Active	39	1	7	-13.33%	47	11	0	Y			09/2025		\$3,217.79
Exc Award (06/30/2020, 06/30/2022, 06/30/2023, 06/30/2024)																
33430	KANATA HAZELDEAN L C	03/14/1977	Active	50	6	5	2.04%	45	4	0	Y		R	10/2025		
Exc Award (06/30/2019, 06/30/2023, 06/30/2024, 06/30/2025)																
14641	KEMPTVILLE	01/22/1958	Active	29	1	1	0.00%	28	3	3	Y		N	04/2025	90+ Days	\$100.00
14642	KILLALOE & AREA	07/12/1948	Active	29	3	6	-9.38%	30	5	0	Y	4	R	12/2025		\$1,434.11
36891	LEFAIVRE	04/11/1979	Active	27	1	1	0.00%	26	0	5	Y		N	09/2025		
Exc Award (06/30/2024)																
14670	LOW & DISTRICT L C	01/30/1973	Active	11	0	0	0.00%	11		6	Y	13		05/2018		\$71.81
14606	MADAWASKA VALLEY	06/29/1953	Active	9	1	0	12.50%	8		5	Y	14	R	12/2015		
14643	MAXVILLE & DISTRICT L C	01/15/1964	Active	20	0	0	0.00%	20		14	Y	2	R	03/2024		
14644	MERRICKVILLE	07/29/1954	Active	31	0	1	-3.13%	28	8	1	Y	2	R	06/2025		\$3,548.55
Exc Award (06/30/2022, 06/30/2023, 06/30/2024)																
14645	METCALFE DISTRICT	10/26/1959	Active	18	0	2	-10.00%	19	13	0	Y		N	12/2025		\$259.40
Exc Award (06/30/2019)																
14646	MORRISBURG & DISTRICT L C	11/16/1949	Active	33	3	0	10.00%	31		3	N	4	N	05/2025		
40754	MOUNTAIN TOWNSHIP & DISTRICT	01/27/1982	Active	31	2	1	3.33%	29	29	0	Y		N	06/2025		\$638.72
Exc Award (06/30/2019, 06/30/2022)																
14647	NAVAN	12/12/1951	Active	18	2	0	12.50%	20		1	Y	2	R	12/2025		\$1,163.06



Club Health Assessment for District A 4 through December 2025

			Status	Membership					Reports				Finance	LCIF		
Club Number	Club Name	Charter Date	Times in Status Quo in Past 2 Years	Current Member Count **	YTD Members Added	YTD Members Dropped	YTD Net Growth% ***	Member Count 1 Year Ago	Dropped Members Avg.Length of Service	Months Since Membership Update	Current Officers Reported ****	Current President Repeated Term	VP Reported *****	Last Date Reported Service (mm/yyyy)	Account Balance	YTD Donations
14650	Orléans	05/04/1970	Active	31	2	0	6.90%	35		0	Y		R	09/2025		\$646.51
	Exc Award (06/30/2024)															
14651	OTTAWA VANIER	05/16/1922	Active	14	0	0	0.00%	16		6	Y		N	10/2025		\$1,432.47
	Exc Award (06/30/2024)															
50191	PALMER RAPIDS & AREA	02/13/1990	Active	18	1	0	5.88%	14		3	Y	2	R	07/2025		\$35.90
14655	PEMBROKE-PETAWAWA	05/28/1951	Active	8	3	2	14.29%	7	37	0	Y	6	R	12/2025		\$362.20
14656	PERTH	10/19/1953	Active	26	0	1	-3.70%	35	45	1	Y		N	12/2022		
	Exc Award (06/30/2016, 06/30/2017)															
145924	Perth Tay Lioness	05/07/2021	Active	23	5	0	27.78%	18		1	Y		IP	09/2025		
14673	PONTIAC	12/04/1946	Active	18	4	0	28.57%	14		1	Y					
39622	PRESCOTT & DIST	03/24/1981	Active	8	0	1	-11.11%	8	39	3	N	None	N	08/2019		\$73.22
14674	QUYON	04/18/1967	Active	12	0	0	0.00%	12		6	Y	2	R	10/2022		
14658	RENFREW	09/18/1940	Active	7	3	1	40.00%	6	52	1	Y	2		06/2025		\$86.49
14659	RICHMOND DISTRICT	02/17/1964	Active	25	1	1	0.00%	27	2	1	Y	3	R	12/2019		
	Exc Award (06/30/2021)															
14660	RUSSELL	05/06/1947	Active	30	0	0	0.00%	30		4	Y		N	10/2024		\$71.85
	Exc Award (06/30/2019, 06/30/2024)															
39356	SEELEY'S BAY & DISTRICT	01/30/1981	Active	19	1	0	5.56%	17		2	Y		N	11/2025		
	Exc Award (06/30/2019, 06/30/2021)															
14675	SHAWVILLE	10/17/1949	Active	30	2	1	3.45%	27	7	2	Y	2	R			
14662	SMITHS FALLS	03/04/1940	Active	5	0	0	0.00%	5		3	Y	3		02/2024		
14663	STITTSVILLE DISTRICT	06/03/1964	Active	26	0	0	0.00%	24		4	Y		N	11/2025		\$2,425.27
	Exc Award (06/30/2018)															
14664	VANKLEEK HL&DIST L C	06/29/1973	Active	11	0	0	0.00%	12		3	Y	3	N	11/2025		
	Exc Award (06/30/2023, 06/30/2024)															
14625	WESTPORT	02/12/1946	Active	29	0	0	0.00%	31		6	N		N	12/2025		\$724.40
	Exc Award (06/30/2023)															
14665	WINCHESTER	03/06/1968	Active	31	0	3	-8.82%	31	3	1	Y		N	12/2025		

Clubs Cancelled Previous Fiscal Year – Clubs Cancelled within last 12 months may be reinstated

Club Number	Club Name	Charter Date	Current Status*	Cancellation Date
-------------	-----------	--------------	-----------------	-------------------



Club Health Assessment for District A 4 through December 2025

INTERNATIONAL

Club Number	Club Name	Charter Date	Status	Membership						Reports				Finance	LCIF				
			Times in Status Quo in Past 2 Years	Current Member Count **	YTD Members Added	YTD Members Dropped	YTD Net Growth***	Member Count 1 Year Ago	Dropped Members Avg.Length of Service	Months Since Membership Update	Current Officers Reported ****	Current President Repeated Term	VP Reported *****	Last Date Reported Service (mm/yyyy)	Account Balance	YTD Donations			
56549	GLOUCESTER NORTH	02/20/1995	Cancelled(6*)	06/29/2025															
Current Total Clubs Count	YTD New Clubs Count	YTD Cancelled Clubs Count	YTD Net Club Gain	Current Total Members Count	YTD Add	YTD Drop	YTD Net Growth	Member Count 12 Months Ago	Average Member Count Per Club	% of Clubs with less than 20 members	% No Officer Report in 12 Months	% of Clubs with balance 90+ days	Number of Clubs in Status Quo	% Status Quo Clubs in Financial Suspension	Number of Cancelled Clubs	Average Cancelled Club Age	Members Lost Due to Cancellation	% of Clubs Cancelled for Non-Financial Reasons	
60	0	0	0	1,338	105	66	39	3.00%	1,336	22	45%	2%	7%	0	0%	0	0	0	0%

* - P - Priority Club. Cancellation Reasons: 1-Objectives/conduct, 2-Non-active club, 5-Non-existing club, 6-Disbanding, 7-Merger, 8-Financial Suspension, 9-District/Multiple District Dues.

** Red denotes below 15 active members.

*** Red denotes 20% + loss.

**** Y - all 3 (President, Secretary, Treasurer) club officers reported, N - not all 3 reported.

***** Abbreviation: N-New, IP-Immediate Past, R-Repeat.



Club Health Assessment for District A 5 through December 2025

			Status	Membership						Reports					Finance	LCIF
Club Number	Club Name	Charter Date	Times in Status Quo in Past 2 Years	Current Member Count **	YTD Members Added	YTD Members Dropped	YTD Net Growth% ***	Member Count 1 Year Ago	Dropped Members Avg.Length of Service	Months Since Membership Update	Current Officers Reported ****	Current President Repeated Term	VP Reported *****	Last Date Reported Service (mm/yyyy)	Account Balance	YTD Donations
Clubs less than two years old																
178985	St. Charles	01/06/2025	Active	23	0	1	-4.17%	0	0	5	Y	2	N	05/2025		
Clubs more than two years old																
14676	ARGYLE	04/28/1952	Active	10	0	4	-28.57%	14	19	2	Y	8		05/2025		
14677	AZILDA	12/21/1971	Active	16	0	3	-15.79%	20	25	0	Y			06/2025		
Exc Award (06/30/2018)																
34949	BONFIELD & DISTRICT L C	01/25/1978	Active	25	0	2	-7.41%	29	18	1	Y		N	12/2025		
Exc Award (06/30/2022)																
14679	BRUCE MINES	04/01/1970	Active	7	0	0	0.00%	7		10	Y	7		08/2023		
14681	CALLANDER	01/25/1968	Active	6	1	2	-14.29%	5	17	4	Y	2		08/2024		
14682	CAPREOL	04/15/1964	Active	16	2	6	-20.00%	22	2	3	Y	2	N	06/2025		
32889	CENTRAL MANITOULIN L C	10/14/1976	Active	21	0	1	-4.55%	22	7	0	N	4	R	04/2025		
38445	CHARLTON-ENGLEHART	05/22/1980	Active	35	3	4	-2.78%	38	10	0	Y		N	12/2025		
Exc Award (06/30/2023)																
151817	Chelmsford 2023	02/22/2023	Active	9	1	4	-25.00%	19	6	2	Y	3	N	10/2025		
88896	COBALT AND COLEMAN	08/31/2005	Cancelled(8*)	0	0	7	-100.00%	7	12	6	N	None		11/2020	90+ Days	
14724	COCHRANE	03/27/1962	Active	20	1	0	5.26%	18		3	Y		N	11/2015		
14685	CONISTON	03/17/1964	Active	30	0	5	-14.29%	32	7	1	Y		N	12/2025		
Exc Award (06/30/2018, 06/30/2024)																
38801	DUBREUILVILLE	07/01/1980	Cancelled(8*)	0	0	9	-100.00%	9	17	6	N	None		06/2020	90+ Days	
41339	EARLTON	05/13/1982	Active	17	0	0	0.00%	20		1	N			05/2024		
14687	ELLIOT LAKE	05/13/1957	Active	20	0	0	0.00%	20		6	Y			06/2023		
14688	ESPANOLA	12/12/1947	Active	55	4	4	0.00%	52	4	0	Y		N	06/2025		
14690	FERRIS	09/22/1955	Active	21	1	0	5.00%	19		2	Y	4	R	10/2025	90+ Days	
Exc Award (06/30/2023)																
14691	GARSON	05/18/1951	Active	25	2	0	8.70%	21		0	Y		N	10/2025		
Exc Award (06/30/2024, 06/30/2025)																
41893	GORE BAY WESTN MANITOULIN	10/18/1982	Cancelled(8*)	0	0	17	-100.00%	16	14	0	N	None		10/2013	90+ Days	
45366	HUDSON	09/19/1985	Active	13	2	2	0.00%	13	14	0	Y	17		09/2025		



Club Health Assessment for District A 5 through December 2025

			Status	Membership						Reports				Finance		LCIF
Club Number	Club Name	Charter Date	Times in Status Quo in Past 2 Years	Current Member Count **	YTD Members Added	YTD Members Dropped	YTD Net Growth% ***	Member Count 1 Year Ago	Dropped Members Avg.Length of Service	Months Since Membership Update	Current Officers Reported ****	Current President Repeated Term	VP Reported *****	Last Date Reported Service (mm/yyyy)	Account Balance	YTD Donations
14693	IRON BRIDGE	02/08/1950	Active	17	1	0	6.25%	20		2	Y	2	R	12/2025		
	Exc Award (06/30/2016)															
14721	IROQUOIS FALLS	12/03/1951	Active	9	0	1	-10.00%	8	66	1	Y	5	N	05/2013		
153701	Kirkland Lake	03/07/2023	Active	17	2	3	-5.56%	16	2	2	Y		N	12/2025		
14732	LARDER LAKE	03/30/1951	Cancelled(8*)	0	0	9	-100.00%	9	6	0	N	None		01/2017	90+ Days	
14695	LITTLE CURRENT	11/03/1938	Active	18	0	2	-10.00%	20	2	1	Y	12	R	10/2024		
14698	MATTAWA	05/17/1948	Active	19	0	0	0.00%	24		5	N	None		10/2024		\$1,134.06
14700	MINNOW LAKE	10/05/1951	Active	40	1	3	-4.76%	38	19	0	Y		R	12/2025		\$1,619.21
	Exc Award (06/30/2025)															
14734	MOOSONEE	01/19/1966	Cancelled(8*)	0	0	15	-100.00%	15	18	0	N	None		12/2019	90+ Days	
14735	NEW LISKEARD	02/16/1945	Active	16	1	4	-15.79%	20	18	3	N	3		09/2025		
43480	NOELVILLE FRENCH RIVER	02/22/1984	Active	16	2	0	14.29%	14		1	Y			09/2025		
14702	NORTH BAY	03/02/1925	Active	24	0	3	-11.11%	28	9	2	Y		N	12/2025		
14694	ONAPING FALLS	05/17/1956	Active	56	5	4	1.82%	50	7	1	Y		R	11/2025		
	Exc Award (06/30/2017, 06/30/2022)															
14703	POWASSAN	10/17/1938	Active	26	1	2	-3.70%	27	4	1	Y	2		09/2022		\$70.97
78674	PROVIDENCE BAY & SPRING BAY	04/05/2004	Active	15	2	1	7.14%	15	3	1	Y		N	12/2024	90+ Days	\$1,575.83
43872	RESTOULE & DIST	05/11/1984	Active	37	3	1	5.71%	33	19	0	Y			11/2025	90+ Days	\$357.73
14706	SAULT STE MARIE	08/31/1936	Active	29	1	1	0.00%	31	45	2	Y		N	07/2025		
	Exc Award (06/30/2022)															
14737	SCHUMACHER	02/03/1935	Active	51	10	7	6.25%	50	2	1	Y		N	02/2025		
	Exc Award (06/30/2024)															
36805	SOUTHEAST MANITOULIN L C	03/29/1979	Active	8	0	0	0.00%	11		7	Y	10	N	07/2019		
14705	ST JOSEPH ISLAND L C	06/26/1972	Active	34	0	0	0.00%	40		6	Y	2	N	11/2025		
14711	SUDBURY	09/29/1924	Active	25	0	6	-19.35%	31	14	1	Y		N	04/2025		\$357.73
14740	TEMAGAMI	02/17/1954	Active	16	0	0	0.00%	12		8	Y			07/2019		
34273	TEMISCAMING & DIST L C	06/30/1977	Active	18	0	0	0.00%	16		4	Y	12	R	10/2024		
82432	TEMISKAMING SHORES LIONESS	05/24/2004	Active	22	3	1	10.00%	21	2	1	Y		N	12/2025		
66390	THE SUDBURY TEACHERS	06/27/2002	Active	16	0	0	0.00%	15		6	Y	8		05/2025		



Club Health Assessment for District A 5 through December 2025

				Status		Membership					Reports					Finance		LCIF	
Club Number	Club Name	Charter Date		Times in Status Quo in Past 2 Years	Current Member Count **	YTD Members Added	YTD Members Dropped	YTD Net Growth% ***	Member Count 1 Year Ago	Dropped Members Avg.Length of Service	Months Since Membership Update	Current Officers Reported ****	Current President Repeated Term	VP Reported *****	Last Date Reported Service (mm/yyyy)	Account Balance	YTD Donations		
14713	THESSALON	09/13/1946		Active	14	2	3	-6.67%	13	2	0	Y	2		08/2025				
14714	TROUT CREEK	11/24/1966		Active	22	4	0	22.22%	19		2	Y			02/2023				
14715	VALLEY EAST L C	02/19/1967		Active	37	3	2	2.78%	31	0	0	Y		N	10/2025				
Exc Award (06/30/2023, 06/30/2024, 06/30/2025)																			
14716	WALDEN L C	02/09/1972		Active	10	1	0	11.11%	9		1	Y	2		12/2025				
37806	WARREN & DIST	12/10/1979		Active	13	3	3	0.00%	14	19	0	N	3		09/2023				
Exc Award (06/30/2017)																			
14717	WAWA	12/13/1940		Cancelled(8*)	0	0	5	-100.00%	5	16	7	N	None			90+ Days			
14718	WHITEFISH DISTRICT	12/01/1967		Active	15	0	0	0.00%	16		4	Y	2	N	04/2025				
14719	WIDDIFIELD	11/17/1955		Active	13	3	0	30.00%	9		3	Y	4	R	01/2025				
Current Total Clubs Count	YTD New Clubs Count	YTD Cancelled Clubs Count	YTD Net Club Gain	Current Total Members Count	YTD Add	YTD Drop	YTD Net Growth %	Member Count 12 Months Ago	Average Member Count Per Club	% of Clubs with less than 20 members	% No Officer Report in 12 Months	% of Clubs with balance 90+ days	Number of Clubs in Status Quo	% Status Quo Clubs in Financial Suspension	Number of Cancelled Clubs	Average Cancelled Club Age	Members Lost Due to Cancellation	% of Clubs Cancelled for Non-Financial Reasons	
47	0	6	-6	1,022	65	147	-82	-7.43%	1,083	22	53%	2%	6%	0	0%	6	55	62	0%

* - P - Priority Club. Cancellation Reasons: 1-Objectives/conduct, 2-Non-active club, 5-Non-existing club, 6-Disbanding, 7-Merger, 8-Financial Suspension, 9-District/Multiple District Dues.

** Red denotes below 15 active members.

*** Red denotes 20% + loss.

**** Y - all 3 (President, Secretary, Treasurer) club officers reported, N - not all 3 reported.

***** Abbreviation: N-New, IP-Immediate Past, R-Repeat.



Club Health Assessment for District A 711 through December 2025

			Status	Membership					Reports				Finance		LCIF	
Club Number	Club Name	Charter Date	Times in Status Quo in Past 2 Years	Current Member Count **	YTD Members Added	YTD Members Dropped	YTD Net Growth% ***	Member Count 1 Year Ago	Dropped Members Avg.Length of Service	Months Since Membership Update	Current Officers Reported ****	Current President Repeated Term	VP Reported *****	Last Date Reported Service (mm/yyyy)	Account Balance	YTD Donations
Clubs less than two years old																
182563	GTA Provision Entrepreneurs	06/18/2025	Active	20	0	0	0.00%	0		3	Y	2	N		90+ Days	
185280	Mississauga Canada Nepal	07/09/2025	Active	28	28	0	100.00%	0		3	Y		N	12/2025		
187747	Scarborough	07/24/2025	Active	19	23	4	100.00%	0	0	0	Y		N	11/2025	90+ Days	
182063	Stipley	05/29/2025	Active	16	1	0	6.67%	0		0	Y			11/2025		\$50.00
180059	Toronto Latino	01/20/2025	Active(1)	20	9	0	81.82%	0		5	N	2		07/2025		
182067	Toronto Supreme	05/15/2025	Active	31	10	1	40.91%	0	0	0	Y	2				
187219	Toronto Unity	07/21/2025	Active	21	24	3	100.00%	0	4	2	Y		N	07/2025	90+ Days	
Clubs more than two years old																
14755	AGINCOURT	10/26/1944	Active	10	0	0	0.00%	10		19	Y	3		12/2024	90+ Days	\$86.35
14918	ANCASTER	11/27/1945	Active	13	0	2	-13.33%	13	6	2	Y			12/2022		
14919	BLACKHEATH BINBROOK	02/11/1953	Active	19	0	0	0.00%	18		4	Y	2		11/2025		\$715.46
14921	BRAMPTON BRAMALEA	08/04/1962	Active	12	0	0	0.00%	14		1	Y	2	R	11/2025		\$3,793.20
133935	Brampton Himalayas	02/28/2018	Active	9	0	0	0.00%	9		16	Y	2	R	04/2019		
96792	BRAMPTON VILLAGE	03/29/2006	Active	18	2	5	-14.29%	22	2	0	Y	2	N	11/2025		
Exc Award (06/30/2024)																
14925	BURLINGTON	04/27/1925	Active	47	6	2	9.30%	43	16	0	Y	2	N	10/2025		\$4,393.15
Exc Award (06/30/2016, 06/30/2018)																
14917	BURLINGTON ALDERSHOT	03/12/1956	Active	14	2	2	0.00%	16	13	2	N	None		11/2025		
Exc Award (06/30/2022)																
14926	CALEDON	05/03/1971	Active	10	0	0	0.00%	6		8	Y	8		12/2025		
14928	CHINGUACOUSY L C	07/16/1971	Active	16	0	0	0.00%	16		19	Y	4		09/2017		
14933	ERIN DISTRICT L C	01/23/1951	Active(1)	7	0	2	-22.22%	9	5	0	Y		N	05/2025		\$3,548.55
154473	Etobicoke Alpha	05/26/2023	Active	21	8	15	-25.00%	35	2	0	N	None	N	12/2025	90+ Days	
14760	FOREST HILL	11/26/1952	Active(2)	15	0	2	-11.76%	17	53	4	Y	5		05/2025		
14935	GEORGETOWN	02/06/1931	Active	24	3	0	14.29%	23		0	Y		N	08/2025		
154755	GTA Legacy	06/12/2023	Active	28	7	12	-15.15%	31	2	0	Y	4	N	11/2025		\$60.00
Exc Award (06/30/2025)																



Club Health Assessment for District A 711 through December 2025

			Status	Membership						Reports				Finance	LCIF	
Club Number	Club Name	Charter Date	Times in Status Quo in Past 2 Years	Current Member Count **	YTD Members Added	YTD Members Dropped	YTD Net Growth% ***	Member Count 1 Year Ago	Dropped Members Avg.Length of Service	Months Since Membership Update	Current Officers Reported ****	Current President Repeated Term	VP Reported *****	Last Date Reported Service (mm/yyyy)	Account Balance	YTD Donations
143480	GTA PHOENIX	11/03/2020	Active	11	1	1	0.00%	11	3	5	Y		N	12/2025		\$3.59
	Exc Award (06/30/2021, 06/30/2024)															
106909	HALTON K9	12/16/2009	Active	13	2	0	18.18%	11		3	Y		IP	05/2025		
14936	HAMILTON CENTRAL	07/19/1920	Active	5	0	0	0.00%	5		2	Y	7		05/2025		
40621	HUTTONVILLE	12/21/1981	Active	11	0	0	0.00%	11		7	Y		R	10/2025		\$691.08
	Exc Award (06/30/2016, 06/30/2022, 06/30/2023)															
14763	LAKESHORE	07/23/1931	Active(1)	3	0	0	0.00%	3		6	Y	2		04/2025		
14764	LEASIDE	01/23/1939	Active(2)	2	0	0	0.00%	0		10	Y	3		04/2025		
148331	Malton One Destiny	09/28/2021	Active	9	0	0	0.00%	7		5	Y			11/2025		
	Exc Award (06/30/2025)															
93226	MALVERN ONYX	12/23/2005	Active	29	2	0	7.41%	24		0	Y	2	N	12/2025		\$278.64
	Exc Award (06/30/2023, 06/30/2025)															
29476	MISSISSAUGA CENTRAL	06/27/1974	Active	15	2	0	15.38%	17		2	Y		N	10/2025		\$2,449.10
43151	MISSISSAUGA COOKSVILLE	11/15/1983	Active	36	0	2	-5.26%	39	26	1	Y		N	12/2025		\$558.53
	Exc Award (06/30/2016)															
58862	MISSISSAUGA ERIN MILLS	11/18/1996	Active(1)	15	0	0	0.00%	20		6	N	None		12/2021		
121344	MISSISSAUGA MONARCH	02/10/2014	Active	12	2	0	20.00%	11		0	Y	6	N	07/2025		
	Exc Award (06/30/2022)															
14985	NOBLETON	01/10/1962	Active	21	0	0	0.00%	21		6	Y	2	R	09/2025		
	Exc Award (06/30/2021)															
14944	OAKVILLE	11/08/1935	Active	41	2	2	0.00%	44	3	0	Y		N	12/2025		\$2,003.30
	Exc Award (06/30/2016, 06/30/2018, 06/30/2023)															
37932	OAKVILLE TRAFALGAR L C	01/07/1980	Active	5	0	0	0.00%	5		8	Y	12		05/2025		\$35.77
143643	Scarborough JamRockZ6	11/18/2020	Cancelled(8*)	0	0	18	-100.00%	23	4	0	N	None		10/2025	90+ Days	
14948	STONE CREEK	01/24/1961	Active	7	0	0	0.00%	6		9	Y	2	N	12/2025		
14951	STREETSVILLE	01/24/1952	Active	20	0	1	-4.76%	20	10	3	Y	2	R	10/2025		\$357.73
14773	THISTLETOWN	02/24/1965	Active	24	1	2	-4.00%	24	4	0	Y	2	R	07/2025	90+ Days	\$1,279.67
	Exc Award (06/30/2018, 06/30/2023)															
143460	Toronto Achievers	11/02/2020	Active	34	4	8	-10.53%	38	2	0	Y		N	12/2025		
	Exc Award (06/30/2021, 06/30/2022, 06/30/2023, 06/30/2024, 06/30/2025)															




Club Health Assessment for District A 711 through December 2025

			Status	Membership						Reports				Finance	LCIF	
Club Number	Club Name	Charter Date	Times in Status Quo in Past 2 Years	Current Member Count **	YTD Members Added	YTD Members Dropped	YTD Net Growth% ***	Member Count 1 Year Ago	Dropped Members Avg.Length of Service	Months Since Membership Update	Current Officers Reported ****	Current President Repeated Term	VP Reported *****	Last Date Reported Service (mm/yyyy)	Account Balance	YTD Donations
14776	TORONTO BATHURST	08/15/1972	Active(1)	13	0	0	0.00%	13		6	Y		IP	12/2025		\$208.28 \$1,857.73
155723	Toronto Bayanihan	08/17/2023	Active(1)	19	0	0	0.00%	20		5	Y		N	06/2025		
14777	TORONTO BEACHES	01/18/1935	Active	33	6	6	0.00%	32	16	0	Y		N	12/2025		
148568	Toronto Bona	10/08/2021	Active(2)	22	0	0	0.00%	22		31	Y	4		08/2024		
30104	TORONTO CATHAY	01/16/1975	Active	34	27	6	161.54%	15	19	2	Y	2		04/2025		
129886	Toronto Centennial	01/24/2017	Status Quo(2)	3	0	2	-40.00%	25	9	0	N	2		04/2025	90+ Days	
Exc Award (06/30/2022, 06/30/2023)																
14779	TORONTO CENTRAL	05/18/1920	Active	10	1	2	-9.09%	10	1	0	Y		N	11/2025		\$70.97
126925	Toronto Central Bangladesh	03/01/2016	Active(4)	5	0	0	0.00%	5		7	Y	6		08/2018		
39536	TORONTO CERVANTES	03/11/1981	Active	8	1	0	14.29%	7		2	Y	3		10/2020		
151848	Toronto Distinction	07/01/2022	Active	11	2	0	22.22%	18		4	Y	4	N	10/2024	90+ Days	
49104	TORONTO DOCTORS	12/19/1988	Active	42	3	0	7.69%	37		2	Y	3	N	12/2025	90+ Days	\$143.99
Exc Award (06/30/2023, 06/30/2025)																
124249	Toronto East	02/25/2015	Active	10	1	0	11.11%	9		2	Y	2		05/2025		
54825	TORONTO ELEGANT	08/16/1993	Active(1)	22	2	0	10.00%	21		5	Y	2	R	05/2025	90+ Days	\$143.61
148978	Toronto Evergreen	11/17/2021	Active(2)	31	1	0	3.33%	36		3	N			06/2025		
136403	Toronto Global Doctors	09/10/2018	Active(4)	4	0	0	0.00%	4		42	Y	5		07/2020		
134799	Toronto Green Capes	06/07/2018	Active	21	1	0	5.00%	23		5	Y	4	R	11/2025		
133227	Toronto Harmony	11/30/2017	Active	24	8	2	33.33%	15	0	0	Y	8				
134617	Toronto High Park Centennial	06/14/2018	Active	11	4	2	22.22%	9	1	0	Y	2	N	12/2025		
46639	TORONTO HONG KONG	11/03/1986	Active	29	0	0	0.00%	28		9	Y		N	05/2025		
52542	TORONTO HUMMINGBIRD	02/20/1992	Active	11	0	0	0.00%	11		37	N	None		05/2012	90+ Days	
153780	Toronto Infini	02/23/2023	Active	32	1	4	-8.57%	26	2	0	Y		R	11/2025		
Exc Award (06/30/2023)																
52226	TORONTO KAITEUR	12/09/1991	Active	27	1	1	0.00%	27	7	2	N	None	R	12/2025		\$533.60
Exc Award (06/30/2016, 06/30/2017, 06/30/2018, 06/30/2022)																
131388	Toronto Kapuso	06/21/2017	Active	37	5	19	-27.45%	53	3	0	Y	2	N	11/2025		
Exc Award (06/30/2023, 06/30/2024, 06/30/2025)																
52092	TORONTO MABUHAY	10/22/1991	Active	31	0	0	0.00%	35		4	Y		N	07/2025		\$2,196.57



Club Health Assessment for District A 711 through December 2025

			Status	Membership					Reports				Finance	LCIF		
Club Number	Club Name	Charter Date	Times in Status Quo in Past 2 Years	Current Member Count **	YTD Members Added	YTD Members Dropped	YTD Net Growth% ***	Member Count 1 Year Ago	Dropped Members Avg.Length of Service	Months Since Membership Update	Current Officers Reported ****	Current President Repeated Term	VP Reported *****	Last Date Reported Service (mm/yyyy)	Account Balance	YTD Donations
Exc Award (06/30/2018, 06/30/2020, 06/30/2024)			Cancelled(8*)	0	0	12	-100.00%	8	1	1	N	None		08/2022	90+ Days	\$217.45
151849	Toronto Mahal Kita	07/01/2022														
121332	Toronto Maharlika	02/18/2014	Active	20	0	4	-16.67%	31	5	0	Y	6	R	02/2025		
Exc Award (06/30/2018, 06/30/2019)			Active	47	2	4	-4.08%	46	13	1	Y	3	R	04/2025		
105282	TORONTO NETRALYA	04/21/2009														
Exc Award (06/30/2016, 06/30/2025)			Active	48	5	23	-27.27%	68	2	0	Y		N	08/2025		
154089	Toronto Nigerian	04/10/2023														
Exc Award (06/30/2024, 06/30/2025)			Active	30	7	19	-28.57%	42	1	0	Y		N	12/2025		
148504	Toronto Pillar of Hope	10/06/2021														
Exc Award (06/30/2023)			Active	9	7	2	125.00%	5	2	0	N	2		11/2025		
146141	Toronto Sinagtala	06/08/2021														
14790	TORONTO SUOMI FINLANDIA	05/25/1971	Active(1)	29	0	0	0.00%	28		6	N	2	R	05/2025		
109497	TORONTO TRILLIUM	10/12/2010	Active(4)	3	0	13	-81.25%	16	13	4	Y	2		01/2022		
Exc Award (06/30/2019)			Active	3	0	0	0.00%	4		7	Y	2				
153904	Toronto Wellness	03/13/2023														
14791	WEST HILL HIGHLAND CREEK	09/22/1944	Active	15	4	4	0.00%	13	10	0	Y		N	05/2025		
Exc Award (06/30/2025)			Active	16	0	2	-11.11%	20	11	2	Y		N	07/2025		
14792	WESTON	02/18/1941														
Exc Award (06/30/2016, 06/30/2017)			Active	5	0	0	0.00%	5		8	Y	2	R	10/2024		
14793	WISHING WELL	09/25/1958														
Exc Award (06/30/2023)			Active	8	0	0	0.00%	8		13	Y			08/2024		
14761	WOODBIDGE	03/23/1954														
14794	YORK	08/07/1935	Active(1)	10	0	0	0.00%	10		6	Y	6		12/2025		

Clubs Cancelled Previous Fiscal Year – Clubs Cancelled within last 12 months may be reinstated

Club Number	Club Name	Charter Date	Current Status*	Cancellation Date
14940	MILTON	02/11/1963	Cancelled(8*)	12/30/2024
115383	RYERSON CAMPUS	10/31/2011	Cancelled(8*)	12/30/2024
100528	TORONTO GLOBAL TELUGU	11/12/2007	Cancelled(8*)	12/30/2024
89532	TORONTO PARAGON	10/31/2005	Cancelled(8*)	12/30/2024



Club Health Assessment for District A 711 through December 2025

INTERNATIONAL

						Status		Membership					Reports				Finance		LCIF
						Times in Status Quo in Past 2 Years		Current Member Count **	YTD Members Added	YTD Members Dropped	YTD Net Growth% ***	Member Count 1 Year Ago	Dropped Members Avg.Length of Service	Months Since Membership Update	Current Officers Reported ****	Current President Repeated Term	VP Reported *****	Last Date Reported Service (mm/yyyy)	Account Balance
Club Number	Club Name		Charter Date																
Current Total Clubs Count	YTD New Clubs Count	YTD Cancelled Clubs Count	YTD Net Club Gain	Current Total Members Count	YTD Add	YTD Drop	YTD Net Growth %	Member Count 12 Months Ago	Average Member Count Per Club	% of Clubs with less than 20 members	% No Officer Report in 12 Months	% of Clubs with balance 90+ days	Number of Clubs in Status Quo	% Status Quo Clubs in Financial Suspension	Number of Cancelled Clubs	Average Cancelled Club Age	Members Lost Due to Cancellation	% of Clubs Cancelled for Non-Financial Reasons	
78	3	2	1	1,464	228	211	17	1.17%	1,427	19	56%	1%	14%	1	100%	2	60	30	-200%

* - P - Priority Club. Cancellation Reasons: 1-Objectives/conduct, 2-Non-active club, 5-Non-existing club, 6-Disbanding, 7-Merger, 8-Financial Suspension, 9-District/Multiple District Dues.

** Red denotes below 15 active members.

*** Red denotes 20% + loss.

**** Y - all 3 (President, Secretary, Treasurer) club officers reported, N - not all 3 reported.

***** Abbreviation: N-New, IP-Immediate Past, R-Repeat.




Club Health Assessment for District A 9 through December 2025

			Status	Membership						Reports				Finance	LCIF	
Club Number	Club Name	Charter Date	Times in Status Quo in Past 2 Years	Current Member Count **	YTD Members Added	YTD Members Dropped	YTD Net Growth% ***	Member Count 1 Year Ago	Dropped Members Avg.Length of Service	Months Since Membership Update	Current Officers Reported ****	Current President Repeated Term	VP Reported *****	Last Date Reported Service (mm/yyyy)	Account Balance	YTD Donations
Clubs less than two years old																
171470	Ayton	06/04/2024	Active	35	3	0	9.38%	32		2	N		N	09/2025		
Clubs more than two years old																
14830	ARTHUR	11/14/1939	Active	25	0	0	0.00%	19		0	Y		N	05/2025		
Exc Award (06/30/2024, 06/30/2025)																
33843	AUBURN & DISTRICT L C	05/18/1977	Active	29	0	2	-6.45%	31	25	0	Y		N	06/2025		\$1,205.87
14833	BLYTH	03/27/1945	Active	38	1	0	2.70%	40		2	Y		N	10/2025		\$197.81
Exc Award (06/30/2018, 06/30/2022, 06/30/2023)																
14835	BRUSSELS	03/13/1946	Active	46	2	3	-2.13%	43	4	3	Y		N	12/2025		\$962.55
Exc Award (06/30/2018, 06/30/2023, 06/30/2024)																
30673	CENTRE GREY	04/30/1975	Active	10	0	0	0.00%	10		32	Y	24		04/2025		
37115	CHEPSTOW & DISTRICT L C	05/24/1979	Active	71	2	0	2.90%	62		0	Y		N	11/2025	90+ Days	
Exc Award (06/30/2016, 06/30/2019, 06/30/2022, 06/30/2023)																
30047	DUBLIN & DISTRICT L C	12/27/1974	Active	22	2	3	-4.35%	23	30	0	Y		N	10/2025		\$911.70
Exc Award (06/30/2023)																
14838	DUNDALK & DISTRICT L C	06/14/1973	Active(1)	8	1	0	14.29%	7		2	N			02/2024		
28185	FERNDAL LIONS HEAD & DISTRICT	03/26/1974	Active	18	1	2	-5.26%	23	3	3	Y			10/2025		
Exc Award (06/30/2022)																
33681	FORMOSA DISTRICT L C	04/05/1977	Active	43	0	1	-2.27%	44	13	1	Y	2	N	12/2025		\$54.91
Exc Award (06/30/2023)																
14843	GODERICH	08/07/1922	Active	74	4	2	2.78%	75	15	0	Y		N	11/2025		
Exc Award (06/30/2022, 06/30/2023)																
14844	GRAND VALLEY	11/07/1950	Active	18	1	2	-5.26%	21	4	0	Y		N	12/2025		\$716.81
Exc Award (06/30/2023)																
103791	HANOVER	10/09/2008	Active	20	0	2	-9.09%	21	9	0	Y	2	R	12/2024		\$36.61
Exc Award (06/30/2016, 06/30/2018)																
41019	HOLLAND CENTRE/ WILLIAMSFORD & DISTRICT	03/30/1982	Active	13	0	1	-7.14%	14	39	3	Y	16	N	11/2024		
38905	KEMBLE & DISTRICT L C	09/29/1980	Active	13	0	0	0.00%	13		7	Y	8	R	12/2025		



Club Health Assessment for District A 9 through December 2025

			Status	Membership						Reports				Finance	LCIF	
Club Number	Club Name	Charter Date	Times in Status Quo in Past 2 Years	Current Member Count **	YTD Members Added	YTD Members Dropped	YTD Net Growth% ***	Member Count 1 Year Ago	Dropped Members Avg.Length of Service	Months Since Membership Update	Current Officers Reported ****	Current President Repeated Term	VP Reported *****	Last Date Reported Service (mm/yyyy)	Account Balance	YTD Donations
29211	KINCARDINE	04/17/1974	Active	81	9	0	12.50%	69		0	Y		N	12/2025	90+ Days	\$36.61
	Exc Award (06/30/2018, 06/30/2019, 06/30/2022, 06/30/2023)															
33937	LONDESBORO	05/31/1977	Active	35	5	0	16.67%	31		1	Y		N	12/2025		\$1,437.72
	Exc Award (06/30/2018, 06/30/2022, 06/30/2023, 06/30/2024)															
14852	LUCKNOW	11/27/1956	Active	15	1	1	0.00%	15	20	1	Y			12/2025		
32800	MILDMAY & DISTRICT L C	10/05/1976	Active	11	2	1	10.00%	10	19	1	Y		N	10/2025		
36321	Minto & District	12/21/1978	Active	7	3	0	75.00%	4		1	Y	3		11/2025		
14854	MITCHELL	07/16/1936	Active	14	0	3	-17.65%	17	7	0	Y	3	R	04/2025		
	Exc Award (06/30/2022, 06/30/2023)															
14856	MOUNT FOREST	05/17/1938	Active	59	0	4	-6.35%	70	5	0	Y		N	10/2025		\$73.20
	Exc Award (06/30/2016, 06/30/2018, 06/30/2020, 06/30/2022, 06/30/2024)															
29800	NEUSTADT & DISTRICT	09/24/1974	Active	26	0	2	-7.14%	30	3	1	Y		R	09/2025		\$362.20
	Exc Award (06/30/2019, 06/30/2023)															
14858	ORANGEVILLE	03/11/1949	Active	57	4	0	7.55%	50		1	Y		N	12/2025		\$6,415.20
14859	OWEN SOUND	01/31/1946	Active	13	0	0	0.00%	13		17	Y		N	05/2025		
61787	OWEN SOUND SCENIC CITY	04/13/1999	Active	11	0	0	0.00%	10		6	Y		R	11/2025		\$329.49
	Exc Award (06/30/2016, 06/30/2023)															
14860	PALMERSTON	09/07/1939	Active	33	1	1	0.00%	32	55	1	Y		N	12/2025		\$36.60
	Exc Award (06/30/2016, 06/30/2018)															
109350	PIKE LAKE MINTO	09/27/2010	Active	9	0	0	0.00%	9		12	Y	4		09/2025		\$359.03
30267	PORT ELGIN & DISTRICT	02/26/1975	Active	17	0	5	-22.73%	27	2	1	Y			01/2025		
	Exc Award (06/30/2022, 06/30/2024)															
14863	RIPLEY & DISTRICT L C	04/18/1972	Active	39	0	0	0.00%	38		2	Y	2	R	12/2025		\$780.66
	Exc Award (06/30/2016, 06/30/2021, 06/30/2022)															
39623	SAUBLE BEACH & DISTRICT	03/24/1981	Active	27	2	2	0.00%	29	12	2	Y		N	12/2025	90+ Days	\$18.30
	Exc Award (06/30/2017, 06/30/2023, 06/30/2024)															
14867	SEAFORTH	12/09/1924	Active	20	3	0	17.65%	17		1	Y			12/2025		\$50.00
	Exc Award (06/30/2023, 06/30/2024)															
31257	SHELBURNE & DISTRICT	10/09/1975	Active	9	2	14	-57.14%	21	35	0	Y	2	N	11/2025		\$18.30



Club Health Assessment for District A 9 through December 2025

			Status	Membership						Reports				Finance	LCIF	
Club Number	Club Name	Charter Date	Times in Status Quo in Past 2 Years	Current Member Count **	YTD Members Added	YTD Members Dropped	YTD Net Growth% ***	Member Count 1 Year Ago	Dropped Members Avg.Length of Service	Months Since Membership Update	Current Officers Reported ****	Current President Repeated Term	VP Reported *****	Last Date Reported Service (mm/yyyy)	Account Balance	YTD Donations
44025	THORNBURY BEAVER VALLEY	06/22/1984	Active	12	1	1	0.00%	12	2	3	Y	9	N	03/2025	90+ Days	\$296.61
14871	TIVERTON & DISTRICT L C	01/09/1973	Active	27	0	1	-3.57%	26	3	3	Y		N	10/2025		
Exc Award (06/30/2019, 06/30/2022, 06/30/2023)																
101700	WEST GREY DURHAM	05/09/2008	Active	59	2	6	-6.35%	61	6	2	Y		N	11/2025		
Exc Award (06/30/2022, 06/30/2024)																
14873	WIARTON AND DISTRICT	08/26/1954	Active	9	0	1	-10.00%	14	12	0	Y			12/2025		
14874	WINGHAM	06/01/1938	Active	23	0	0	0.00%	20		5	Y		N	12/2025		

Clubs Cancelled Previous Fiscal Year – Clubs Cancelled within last 12 months may be reinstated

Club Number	Club Name	Charter Date	Current Status*	Cancellation Date
97144	DUNGANNON AND DISTRICT	05/30/2006	Cancelled(8*)	06/29/2025

Current Total Clubs Count	YTD New Clubs Count	YTD Cancelled Clubs Count	YTD Net Club Gain	Current Total Members Count	YTD Add	YTD Drop	YTD Net Growth	YTD Net Growth %	Member Count 12 Months Ago	Average Member Count Per Club	% of Clubs with less than 20 members	% No Officer Report in 12 Months	% of Clubs with balance 90+ days	Number of Clubs in Status Quo	% Status Quo Clubs in Financial Suspension	Number of Cancelled Clubs	Average Cancelled Club Age	Members Lost Due to Cancellation	% of Clubs Cancelled for Non-Financial Reasons
39	0	0	0	1,096	52	60	-8	-0.72%	1,103	28	44%	0%	10%	0	0%	0	0	0	0%

* - P - Priority Club. Cancellation Reasons: 1-Objectives/conduct, 2-Non-active club, 5-Non-existing club, 6-Disbanding, 7-Merger, 8-Financial Suspension, 9-District/Multiple District Dues.

** Red denotes below 15 active members.

*** Red denotes 20% + loss.

**** Y - all 3 (President, Secretary, Treasurer) club officers reported, N - not all 3 reported.

***** Abbreviation: N-New, IP-Immediate Past, R-Repeat.




Club Health Assessment for District A 12 through December 2025

			Status	Membership					Reports				Finance		LCIF	
Club Number	Club Name	Charter Date	Times in Status Quo in Past 2 Years	Current Member Count **	YTD Members Added	YTD Members Dropped	YTD Net Growth% ***	Member Count 1 Year Ago	Dropped Members Avg.Length of Service	Months Since Membership Update	Current Officers Reported ****	Current President Repeated Term	VP Reported *****	Last Date Reported Service (mm/yyyy)	Account Balance	YTD Donations
Clubs more than two years old																
14953	ALLISTON	11/20/1936	Active	37	0	0	0.00%	37		13	Y	2		07/2025		\$1,307.85
	Exc Award (06/30/2022, 06/30/2023)															
14954	ANGUS DISTRICT	11/29/1962	Active	9	0	0	0.00%	9		8	N	None		11/2023		
	Exc Award (06/30/2017)															
14957	BARRIE	09/18/1931	Active	19	3	1	11.76%	17	20	1	Y	3		02/2025		
	Exc Award (06/30/2017, 06/30/2018)															
62100	BARRIE SOUTH	06/05/1999	Active	34	1	1	0.00%	40	13	0	Y	2		12/2025	90+ Days	\$209.59
	Exc Award (06/30/2017, 06/30/2018, 06/30/2019, 06/30/2020, 06/30/2022, 06/30/2023, 06/30/2024)															
140824	Baxter Ward	02/11/2020	Active	26	0	0	0.00%	21		3	Y			10/2025		
	Exc Award (06/30/2024, 06/30/2025)															
14958	BAYSVILLE	06/14/1972	Active	14	1	0	7.69%	12		5	Y	3	R	12/2025	90+ Days	
	Exc Award (06/30/2018)															
14961	BRACEBRIDGE	11/23/1942	Active	26	1	0	4.00%	28		0	Y	3	N	11/2025		
	Exc Award (06/30/2017, 06/30/2018)															
14962	BRADFORD	09/29/1937	Active	23	0	3	-11.54%	28	8	1	Y		IP	10/2025		
	Exc Award (06/30/2017, 06/30/2018)															
14680	BURKS FALLS	10/22/1938	Active(1)	8	0	0	0.00%	8		1	Y	2		04/2023		
14969	COLDWATER	08/17/1939	Active	38	3	5	-5.00%	40	6	0	Y		N	12/2025		\$1,098.29
	Exc Award (06/30/2018)															
14971	DORSET	04/06/1972	Active	27	4	2	8.00%	29	6	2	Y	3	N	10/2025		
	Exc Award (06/30/2018, 06/30/2024)															
14972	DWIGHT	12/08/1971	Active	23	0	2	-8.00%	29	3	1	Y	2	R	11/2025		\$543.30
	Exc Award (06/30/2017)															
14973	ELMVALE DISTRICT	01/19/1949	Active	29	0	0	0.00%	28		1	Y			12/2025		
	Exc Award (06/30/2018, 06/30/2020)															
145063	Elmvale Lioness	03/05/2021	Active	10	0	1	-9.09%	10	0	2	Y	3	N	11/2025		
37322	EMSDALE	03/25/1979	Active	7	0	0	0.00%	7		3	Y	4		04/2023		
14974	GRAVENHURST	10/10/1946	Active	19	0	1	-5.00%	20	14	1	Y		N	12/2025		
	Exc Award (06/30/2017, 06/30/2018, 06/30/2023, 06/30/2024)															




Club Health Assessment for District A 12 through December 2025

			Status	Membership						Reports				Finance	LCIF	
Club Number	Club Name	Charter Date	Times in Status Quo in Past 2 Years	Current Member Count **	YTD Members Added	YTD Members Dropped	YTD Net Growth% ***	Member Count 1 Year Ago	Dropped Members Avg.Length of Service	Months Since Membership Update	Current Officers Reported ****	Current President Repeated Term	VP Reported *****	Last Date Reported Service (mm/yyyy)	Account Balance	YTD Donations
14975	HUNTSVILLE	10/22/1941	Active(1)	3	0	0	0.00%	3		14	N	None		12/2025		
	Exc Award (06/30/2018)															
14976	INNISFIL L C	04/26/1973	Active	23	6	2	21.05%	18	18	1	Y	5	R	11/2025		
49976	KEARNEY	11/22/1989	Active	19	0	0	0.00%	23		5	Y	7	N	12/2025		
	Exc Award (06/30/2020, 06/30/2023)															
14980	MAC TIER & DIST	11/28/1947	Active(1)	18	3	0	20.00%	15		1	Y	10	R	12/2025	90+ Days	
	Exc Award (06/30/2018, 06/30/2020)															
14697	MAGNETAWAN	10/25/1966	Active	35	1	3	-5.41%	34	15	1	Y		N	07/2024		
	Exc Award (06/30/2017, 06/30/2018)															
14982	MIDLAND	11/22/1937	Active	13	0	0	0.00%	13		4	Y	3	R	06/2025	90+ Days	
	Exc Award (06/30/2018, 06/30/2020)															
14987	ORILLIA	08/26/1937	Active	21	0	0	0.00%	22		5	Y	2	R	12/2025		
	Exc Award (06/30/2018, 06/30/2020)															
14988	ORO DISTRICT L C	01/30/1973	Active	30	0	0	0.00%	33		6	Y		N	12/2025		
	Exc Award (06/30/2017, 06/30/2024)															
14989	PARRY SOUND	05/31/1940	Active	13	0	1	-7.14%	15	1	0	Y	2		04/2023		
14991	PENETANGUISHENE	08/29/1939	Active	39	0	3	-7.14%	40	1	0	Y	2	N	12/2025		\$290.97
	Exc Award (06/30/2016, 06/30/2018, 06/30/2019, 06/30/2020, 06/30/2022, 06/30/2023, 06/30/2024, 06/30/2025)															
32320	PENINSULA L C	05/28/1976	Active	14	0	0	0.00%	14		17	Y	2	R	09/2023		
	Exc Award (06/30/2017, 06/30/2018)															
14992	PORT CARLING	11/01/1945	Active	23	1	0	4.55%	24		2	Y	2	R	11/2025		
	Exc Award (06/30/2016)															
38602	PORT MC NICOLL	06/29/1980	Active	17	0	0	0.00%	18		1	Y	2		08/2024		
	Exc Award (06/30/2024)															
14993	SCHOMBERG	03/20/1947	Active	18	0	0	0.00%	20		7	Y	5		05/2025		
14709	SOUTH RIVER	06/10/1960	Active	29	0	0	0.00%	29		1	Y	3	N	11/2025		
	Exc Award (06/30/2017, 06/30/2024)															
37933	SPRINGWATER VESPRE	01/29/1980	Active	11	2	3	-8.33%	12	16	0	Y	3	R	06/2024		
	Exc Award (06/30/2018)															
14994	STAYNER	05/24/1956	Active	21	0	0	0.00%	21		2	Y	2	N	05/2025		
	Exc Award (06/30/2017, 06/30/2024)															



Club Health Assessment for District A 12 through December 2025

			Status	Membership						Reports				Finance	LCIF			
Club Number	Club Name	Charter Date	Times in Status Quo in Past 2 Years	Current Member Count **	YTD Members Added	YTD Members Dropped	YTD Net Growth% ***	Member Count 1 Year Ago	Dropped Members Avg.Length of Service	Months Since Membership Update	Current Officers Reported ****	Current President Repeated Term	VP Reported *****	Last Date Reported Service (mm/yyyy)	Account Balance	YTD Donations		
14995	STEPHENSON DISTRICT L C	05/25/1973	Active	30	2	2	0.00%	21	0	1	Y		N	10/2024	90+ Days	\$715.46		
	Exc Award (06/30/2025)																	
14712	SUNDRIDGE	03/30/1944	Active	22	3	1	10.00%	17	0	0	Y	2	N	12/2025				
	Exc Award (06/30/2019, 06/30/2023)																	
30594	THORNTON DISTRICT	04/11/1975	Active	11	0	1	-8.33%	10	3	1	Y	9		12/2021		\$136.91		
98169	TINY TOWNSHIP	01/01/2007	Active	25	0	5	-16.67%	29	15	0	Y		N	09/2025				
	Exc Award (06/30/2017, 06/30/2018, 06/30/2020, 06/30/2025)																	
14998	TOTTENHAM DISTRICT L C	02/09/1969	Active	25	2	3	-3.85%	29	1	1	Y			01/2024		\$172.99		
	Exc Award (06/30/2023)																	
15000	VICTORIA HARBOUR & DISTRICT	07/18/1972	Active	30	1	0	3.45%	35		1	Y		N	11/2025				
	Exc Award (06/30/2018, 06/30/2023)																	
15001	WASAGA BEACH	02/12/1963	Active	40	0	4	-9.09%	40	4	0	Y		N	12/2025				
	Exc Award (06/30/2017, 06/30/2018, 06/30/2023, 06/30/2024)																	
15002	WASHAGO	11/15/1949	Active	24	0	0	0.00%	25		1	Y			12/2024				
	Exc Award (06/30/2017, 06/30/2023)																	
14686	WHITESTONE MC KELLAR	03/09/1972	Active	11	1	2	-8.33%	12	3	1	Y	5		06/2025				
	Exc Award (06/30/2023, 06/30/2024)																	
15003	WINDERMERE & DISTRICT L C	04/23/1968	Active	17	4	0	30.77%	13		2	Y	8	R	06/2025				

Clubs Cancelled Previous Fiscal Year – Clubs Cancelled within last 12 months may be reinstated

Club Number	Club Name	Charter Date	Current Status*	Cancellation Date
134915	Almaguin Highlands	06/06/2018	Cancelled(6*)	05/29/2025

Current Total Clubs Count	YTD New Clubs Count	YTD Cancelled Clubs Count	YTD Net Club Gain	Current Total Members Count	YTD Add	YTD Drop	YTD Net Growth	YTD Net Growth %	Member Count 12 Months Ago	Average Member Count Per Club	% of Clubs with less than 20 members	% No Officer Report in 12 Months	% of Clubs with balance 90+ days	Number of Clubs in Status Quo	% Status Quo Clubs in Financial Suspension	Number of Cancelled Clubs	Average Cancelled Club Age	Members Lost Due to Cancellation	% of Clubs Cancelled for Non-Financial Reasons
43	0	0	0	931	39	46	-7	-0.75%	948	22	44%	2%	12%	0	0%	0	0	0	0%



Club Health Assessment for District A 12 through December 2025

INTERNATIONAL

			Status	Membership					Reports					Finance	LCIF	
Club Number	Club Name	Charter Date	Times in Status Quo in Past 2 Years	Current Member Count **	YTD Members Added	YTD Members Dropped	YTD Net Growth% ***	Member Count 1 Year Ago	Dropped Members Avg.Length of Service	Months Since Membership Update	Current Officers Reported ****	Current President Repeated Term	VP Reported *****	Last Date Reported Service (mm/yyyy)	Account Balance	YTD Donations

* - P - Priority Club. Cancellation Reasons: 1-Objectives/conduct, 2-Non-active club, 5-Non-existing club, 6-Disbanding, 7-Merger, 8-Financial Suspension, 9-District/Multiple District Dues.

** Red denotes below 15 active members.

*** Red denotes 20% + loss.

**** Y - all 3 (President, Secretary, Treasurer) club officers reported, N - not all 3 reported.

***** Abbreviation: N-New, IP-Immediate Past, R-Repeat.



Club Health Assessment for District A 15 through December 2025

			Status	Membership						Reports				Finance	LCIF	
Club Number	Club Name	Charter Date	Times in Status Quo in Past 2 Years	Current Member Count **	YTD Members Added	YTD Members Dropped	YTD Net Growth% ***	Member Count 1 Year Ago	Dropped Members Avg.Length of Service	Months Since Membership Update	Current Officers Reported ****	Current President Repeated Term	VP Reported *****	Last Date Reported Service (mm/yyyy)	Account Balance	YTD Donations
Clubs more than two years old																
110809	ARISS AND MARYHILL	04/12/2011	Active	14	0	1	-6.67%	15	1	3	N	None		12/2025		
14831	ATWOOD	01/29/1957	Active	35	1	1	0.00%	36	12	0	Y		N	08/2025		
62161	AYR - NORTH DUMFRIES	06/23/1999	Active	16	0	1	-5.88%	16	8	0	Y		R	07/2025		
14832	BAYFIELD	02/04/1947	Active	40	11	6	14.29%	37	7	2	N		N	06/2022		
33844	BELWOOD & DISTRICT L C	05/10/1977	Active	13	2	5	-18.75%	16	5	2	Y		N	12/2025		
Exc Award (06/30/2016)																
14923	BRANTFORD	02/23/1926	Active	6	0	0	0.00%	7		8	Y	2	N	04/2025		
119686	Breslau	06/21/2013	Active	3	0	0	0.00%	3		31	Y	8		06/2024		
14834	BRIDGEPORT	02/22/1967	Active	8	0	0	0.00%	8		22	Y	4		05/2025		
14924	BURFORD	12/20/1945	Active	17	0	1	-5.56%	20	2	0	Y		N	06/2025		\$687.98
61745	CAMBRIDGE HIGHLANDS	04/01/1999	Active	8	1	0	14.29%	7		5	Y		R	11/2025		\$6,147.86
Exc Award (06/30/2017, 06/30/2018, 06/30/2020)																
43481	CENTRALIA-HURON PARK L C	02/29/1984	Active(2)	2	1	2	-33.33%	3	14	1	N	3		10/2018		
Exc Award (06/30/2018)																
31933	COPETOWN	03/23/1976	Active	29	0	1	-3.33%	27	5	4	Y		N	12/2025		\$17.89
Exc Award (06/30/2018, 06/30/2021)																
14837	DRUMBO	12/01/1955	Active	20	1	0	5.26%	17		1	Y	2	R	03/2025		
14932	DUNDAS	01/15/1931	Active	38	4	1	8.57%	37	4	1	Y		N	12/2025		\$1,142.18
147289	Dundas Lioness	06/30/2021	Active	19	0	0	0.00%	18		6	Y		N	12/2022		
14839	ELMIRA	04/26/1955	Active	87	0	2	-2.25%	85	7	1	Y		N	06/2019		\$732.19
14840	ELORA	11/12/1946	Active	11	1	0	10.00%	13		5	Y	2	R	07/2025		
14841	EXETER	12/01/1937	Active	56	0	0	0.00%	54		7	Y	2	R	02/2025		
Exc Award (06/30/2018)																
34522	FERGUS	10/07/1977	Active	25	3	0	13.64%	20		2	Y	8	N	11/2025		
45682	FREELTON	01/31/1986	Active	16	0	0	0.00%	13		4	Y	2	N	06/2025		
14842	GALT-CAMBRIDGE L C	01/31/1938	Active	14	3	1	16.67%	12	21	0	Y	3	R	12/2021	90+ Days	
56118	GLEN MORRIS	09/20/1994	Active	21	0	1	-4.55%	21	31	1	Y	3		08/2025		\$362.20




Club Health Assessment for District A 15 through December 2025

			Status	Membership						Reports				Finance	LCIF	
Club Number	Club Name	Charter Date	Times in Status Quo in Past 2 Years	Current Member Count **	YTD Members Added	YTD Members Dropped	YTD Net Growth% ***	Member Count 1 Year Ago	Dropped Members Avg.Length of Service	Months Since Membership Update	Current Officers Reported ****	Current President Repeated Term	VP Reported *****	Last Date Reported Service (mm/yyyy)	Account Balance	YTD Donations
14845	GUELPH	09/26/1944	Active	20	1	2	-4.76%	21	3	0	Y		N	12/2025		
	Exc Award (06/30/2020, 06/30/2021, 06/30/2023)															
46959	GUELPH ROYAL CITY	02/27/1987	Active	12	0	0	0.00%	12		12	Y	2		06/2025		
29371	HICKSON & DISTRICT	05/29/1974	Active	11	0	0	0.00%	12		6	Y	2	R	12/2025		\$359.03
14847	HILLSBURGH & DISTRICT L C	05/20/1971	P- Active	0	0	0	0.00%	0		12	N	None		02/2021		
	Exc Award (06/30/2016, 06/30/2018)															
14849	INGERSOLL	12/14/1938	Active	15	0	2	-11.76%	13	0	3	Y	4		11/2025		
	Exc Award (06/30/2016)															
33218	INNERKIP & DIST	01/06/1977	Active	39	10	2	25.81%	29	3	0	Y	2	R	09/2025		
14850	KITCHENER	08/05/1937	Active	24	2	8	-20.00%	30	12	0	Y	3	N	11/2025		\$106.46
	Exc Award (06/30/2016, 06/30/2024)															
14851	KITCHENER OKTOBERFEST	09/17/1970	Active	9	0	1	-10.00%	11	12	1	Y		N	12/2025		\$297.22
36892	KITCHENER PIONEER	04/23/1979	Active	15	0	0	0.00%	15		0	Y	3	IP	12/2025		
59129	KITCHENER-WATERLOO COMM SPIRIT	02/11/1997	Active	13	0	0	0.00%	12		2	Y		N	12/2025		\$709.71
	Exc Award (06/30/2021, 06/30/2023)															
40871	LINWOOD & DIST	02/26/1982	Active	17	2	0	13.33%	17		2	Y		N	11/2019		
14939	LYNDEN	03/07/1957	Active	23	0	0	0.00%	25		6	Y		N	12/2025		\$715.46
	Exc Award (06/30/2016)															
29918	MARSVILLE & DISTRICT	11/13/1974	Active	4	0	0	0.00%	4		13	Y	19		06/2025		\$718.05
	Exc Award (06/30/2016)															
14853	MILVERTON	12/04/1939	Active	36	0	0	0.00%	37		6	Y		N	11/2019		\$1,440.28
14855	MONKTON	09/15/1952	Active	20	0	0	0.00%	15		6	Y		N	05/2019		
130035	Mosborough Busy Busy	02/15/2017	Active	22	1	0	4.76%	22		5	Y	6	R	12/2025	90+ Days	
14861	PARADISE & DISTRICT L C	02/14/1973	Active	24	0	1	-4.00%	20	3	1	Y	2		06/2025		\$50.00
14945	PARIS	03/16/1931	Active	39	0	1	-2.50%	41	8	2	Y		N	09/2025		
	Exc Award (06/30/2017, 06/30/2018, 06/30/2024)															
68902	PLATTSVILLE & DISTRICT	06/17/2003	Active	16	2	0	14.29%	13		2	Y	3	R	02/2025	90+ Days	\$311.18
14946	ROCKTON	04/13/1965	Active	52	0	1	-1.89%	52	50	2	Y		N	12/2023		\$1,073.19
	Exc Award (06/30/2018, 06/30/2021)															



Club Health Assessment for District A 15 through December 2025


			Status	Membership						Reports				Finance	LCIF	
Club Number	Club Name	Charter Date	Times in Status Quo in Past 2 Years	Current Member Count **	YTD Members Added	YTD Members Dropped	YTD Net Growth% ***	Member Count 1 Year Ago	Dropped Members Avg.Length of Service	Months Since Membership Update	Current Officers Reported ****	Current President Repeated Term	VP Reported *****	Last Date Reported Service (mm/yyyy)	Account Balance	YTD Donations
14864	ROCKWOOD & DISTRICT L C	03/03/1972	Active	28	3	0	12.00%	24		2	Y			12/2025		\$359.24
14949	SHEFFIELD	04/26/1965	Active	13	0	2	-13.33%	14	7	4	Y		R	12/2025		\$322.69
	Exc Award (06/30/2024)															
14947	ST GEORGE	04/11/1945	Active	60	0	0	0.00%	60		5	Y		N	11/2025		\$3,809.90
	Exc Award (06/30/2016, 06/30/2018)															
14865	ST JACOBS	09/10/1953	Active	26	2	0	8.33%	24		0	Y		N	12/2025		
	Exc Award (06/30/2017)															
14866	ST MARYS	01/23/1940	Active	16	0	4	-20.00%	20	21	0	Y	3	N	12/2025		\$1,017.74
14868	STRATFORD	01/13/1925	Active	11	0	0	0.00%	10		3	Y	2		12/2025		\$732.20
	Exc Award (06/30/2024)															
44432	SWEABURG & DIST	12/17/1984	Active	20	0	0	0.00%	20		2	Y		N	10/2025		
14870	THAMESFORD	01/04/1961	Active	65	2	4	-2.99%	67	15	0	Y		N	12/2025		
	Exc Award (06/30/2016, 06/30/2018, 06/30/2019, 06/30/2023)															
14952	WATERDOWN DISTRICT L C	04/30/1967	Active	18	0	0	0.00%	17		1	Y		N	12/2022		
	Exc Award (06/30/2018)															
29919	WELLESLEY & DISTRICT	11/13/1974	Active	22	0	0	0.00%	24		7	Y	3	R	06/2025		
85011	WEST COAST	03/10/2005	Active(1)	20	3	3	0.00%	14	8	0	Y	3	R	04/2023		
	Exc Award (06/30/2016)															
14857	WILMOT LIONESS	10/20/1967	Active	26	0	0	0.00%	27		1	Y		N	12/2022		
14875	WOODSTOCK	04/01/1931	Active	25	0	1	-3.85%	26	40	0	Y		N	09/2025		\$732.19
	Exc Award (06/30/2016)															
68901	WOOLWICH COMMUNITY	06/17/2003	Active	54	3	0	5.88%	50		1	Y		N	11/2025		\$6,387.59
	Exc Award (06/30/2024)															

Clubs Cancelled Previous Fiscal Year – Clubs Cancelled within last 12 months may be reinstated

Club Number	Club Name	Charter Date	Current Status*	Cancellation Date
14876	ZURICH	12/22/1944	Cancelled(6*)	08/29/2024



Club Health Assessment for District A 15 through December 2025

<div>Club NumberClub NameCharter Date</div>						Status		Membership					Reports				Finance		LCIF
						Times in Status Quo in Past 2 Years	Current Member Count **	YTD Members Added	YTD Members Dropped	YTD Net Growth***	Member Count 1 Year Ago	Dropped Members Avg.Length of Service	Months Since Membership Update	Current Officers Reported ****	Current President Repeated Term	VP Reported *****	Last Date Reported Service (mm/yyyy)	Account Balance	YTD Donations
Current Total Clubs Count	YTD New Clubs Count	YTD Cancelled Clubs Count	YTD Net Club Gain	Current Total Members Count	YTD Add	YTD Drop	YTD Net Growth	Member Count 12 Months Ago	Average Member Count Per Club	% of Clubs with less than 20 members	% No Officer Report in 12 Months	% of Clubs with balance 90+ days	Number of Clubs in Status Quo	% Status Quo Clubs in Financial Suspension	Number of Cancelled Clubs	Average Cancelled Club Age	Members Lost Due to Cancellation	% of Clubs Cancelled for Non-Financial Reasons	
56	0	0	0	1,313	59	55	4	0.31%	1,283	23	48%	0%	5%	0	0%	0	0	0	0%

* - P - Priority Club. Cancellation Reasons: 1-Objectives/conduct, 2-Non-active club, 5-Non-existing club, 6-Disbanding, 7-Merger, 8-Financial Suspension, 9-District/Multiple District Dues.

** Red denotes below 15 active members.

*** Red denotes 20% + loss.

**** Y - all 3 (President, Secretary, Treasurer) club officers reported, N - not all 3 reported.

***** Abbreviation: N-New, IP-Immediate Past, R-Repeat.




Club Health Assessment for District A 16 through December 2025

			Status	Membership						Reports				Finance		LCIF
Club Number	Club Name	Charter Date	Times in Status Quo in Past 2 Years	Current Member Count **	YTD Members Added	YTD Members Dropped	YTD Net Growth% ***	Member Count 1 Year Ago	Dropped Members Avg.Length of Service	Months Since Membership Update	Current Officers Reported ****	Current President Repeated Term	VP Reported *****	Last Date Reported Service (mm/yyyy)	Account Balance	YTD Donations
Clubs less than two years old																
171839	Vaughan Saga	05/29/2024	Active(2)	1	0	19	-95.00%	22	2	0	N	3		03/2025		
182269	York Region Caring	06/22/2025	Active(1)	25	0	0	0.00%	0		1	Y	2		06/2025		
179754	Zephyr Scott	01/31/2025	Active	16	0	7	-30.43%	0	1	1	Y	2	R	12/2025		
Clubs more than two years old																
14583	AJAX	12/10/1953	Active	19	0	0	0.00%	18		6	Y		N	05/2025		\$715.46
Exc Award (06/30/2023)																
128874	Angus Glen	09/29/2016	Active	11	0	1	-8.33%	11	19	0	Y	2	N	10/2025		
Exc Award (06/30/2018, 06/30/2021)																
14955	AURORA	04/12/1944	Active	24	2	0	9.09%	20		1	Y			12/2025		
Exc Award (06/30/2016, 06/30/2018, 06/30/2022, 06/30/2025)																
14959	BEAVERTON	12/12/1947	Active	55	0	0	0.00%	52		6	Y		N	10/2025		
Exc Award (06/30/2017)																
39045	BLACKSTOCK CARTWRIGHT	11/20/1980	Active	16	1	0	6.67%	17		2	Y			12/2025		\$216.23
Exc Award (06/30/2017, 06/30/2019, 06/30/2021, 06/30/2023)																
37049	BOBCAYGEON & DISTRICT	05/17/1979	Active	28	3	0	12.00%	23		0	Y		N	10/2025	90+ Days	\$2,148.97
Exc Award (06/30/2020, 06/30/2021, 06/30/2025)																
14963	BRECHIN DISTRICT L C	03/12/1969	Active	13	0	0	0.00%	13		8	Y	7	R	12/2025		
105676	BROOKLIN ASHBURN MYRTLE	06/03/2009	Active	4	0	0	0.00%	6		6	Y			09/2024		\$362.20
Exc Award (06/30/2021)																
102253	CANADA HK UNIONVILLE DONCREST N HORIZON	06/03/2008	Active	20	0	0	0.00%	23		7	Y		R	09/2025		
Exc Award (06/30/2022)																
14965	CANNINGTON	01/08/1948	Active	27	0	0	0.00%	25		6	Y		N	12/2025		
Exc Award (06/30/2021, 06/30/2024)																
145966	Cannington Lioness	05/20/2021	Active	10	2	0	25.00%	10		1	Y	2	R	12/2025		\$256.27
Exc Award (06/30/2022, 06/30/2023, 06/30/2024)																
14966	CLAREMONT DISTRICT L C	02/28/1968	Cancelled(6*)	0	0	5	-100.00%	5	3	3	N	None		02/2025	90+ Days	
Exc Award (06/30/2018)																



Club Health Assessment for District A 16 through December 2025

			Status	Membership					Reports					Finance	LCIF	
Club Number	Club Name	Charter Date	Times in Status Quo in Past 2 Years	Current Member Count **	YTD Members Added	YTD Members Dropped	YTD Net Growth% ***	Member Count 1 Year Ago	Dropped Members Avg.Length of Service	Months Since Membership Update	Current Officers Reported ****	Current President Repeated Term	VP Reported *****	Last Date Reported Service (mm/yyyy)	Account Balance	YTD Donations
14592	COBOCONK	06/22/1953	Active	22	0	0	0.00%	22		6	Y	4	N	12/2025	90+ Days	
40756	DUNSFORD & DIST	01/31/1982	Active	17	0	0	0.00%	16		7	Y		R	09/2025		\$732.19
Exc Award (06/30/2024)																
29614	FENELON FALLS & DISTRICT	06/28/1974	Active	20	0	0	0.00%	21		1	Y		N	08/2025		\$375.62
Exc Award (06/30/2019)																
44538	FOWLERS CORNERS & DIST	01/11/1985	Active	46	5	0	12.20%	38		1	Y		N	12/2025		\$4,071.32
Exc Award (06/30/2020, 06/30/2023)																
39046	GOODWOOD	11/10/1980	Active	18	2	0	12.50%	16		0	Y		N	11/2024		\$267.45
54692	GREENBANK & DIST	06/30/1993	Active	34	3	2	3.03%	33	2	0	Y		N	12/2025		
Exc Award (06/30/2019, 06/30/2020, 06/30/2022)																
35058	HALIBURTON & DISTRICT L C	02/14/1978	Active	25	0	4	-13.79%	32	4	0	Y	2	N	10/2025	\$357.73	
Exc Award (06/30/2016, 06/30/2017, 06/30/2018, 06/30/2023)																
51095	HOLLAND LANDING & DIST	12/05/1990	Active	14	2	1	7.69%	15	2	1	Y	2		12/2025		
Exc Award (06/30/2022)																
32523	KESWICK & DISTRICT L C	06/30/1976	Active(1)	4	0	0	0.00%	4		18	Y	4		10/2024		
14977	KING CITY	05/22/1952	Active	21	1	0	5.00%	18		0	Y	2	R	12/2025		
50113	KINMOUNT & DIST	01/22/1990	Active	21	2	3	-4.55%	22	3	2	Y	2	N	10/2025		
Exc Award (06/30/2016, 06/30/2020, 06/30/2021, 06/30/2022, 06/30/2023)																
14978	KIRKFIELD DISTRICT L C	03/09/1969	Active	13	0	1	-7.14%	12	1	4	Y		R	11/2025		
Exc Award (06/30/2022, 06/30/2023)																
14605	LINDSAY	04/14/1953	Active	25	1	4	-10.71%	26	2	0	Y	2	R	10/2025	\$73.22	
14765	MAPLE	02/25/1948	Active	15	0	0	0.00%	14		6	Y	14	R	11/2025	\$724.40	
14981	MARKHAM	10/22/1943	Active	38	1	4	-7.32%	38	4	1	Y	2	N	11/2025	\$586.53	
Exc Award (06/30/2017, 06/30/2022, 06/30/2025)																
152231	Markham Elite	08/17/2022	Active	24	0	1	-4.00%	20	18	3	Y	2	R	06/2025		
Exc Award (06/30/2025)																
152578	Markham Mantra	09/20/2022	Active	35	9	0	34.62%	24		1	Y	2	R	11/2025		
Exc Award (06/30/2024, 06/30/2025)																
45109	MINDEN & DIST	06/17/1985	Active	20	0	1	-4.76%	18	29	1	Y		N	11/2025		



Club Health Assessment for District A 16 through December 2025

			Status	Membership						Reports				Finance	LCIF	
Club Number	Club Name	Charter Date	Times in Status Quo in Past 2 Years	Current Member Count **	YTD Members Added	YTD Members Dropped	YTD Net Growth% ***	Member Count 1 Year Ago	Dropped Members Avg.Length of Service	Months Since Membership Update	Current Officers Reported ****	Current President Repeated Term	VP Reported *****	Last Date Reported Service (mm/yyyy)	Account Balance	YTD Donations
Exc Award (06/30/2017, 06/30/2022, 06/30/2023)			Active	13	0	1	-7.14%	18	21	3	Y	2		12/2025		\$362.20
14983	MOUNT ALBERT DISTRICT	10/28/1968														
Exc Award (06/30/2019, 06/30/2022, 06/30/2023)			Active	30	2	2	0.00%	28	21	2	Y		N	12/2025		\$724.40
14984	NEWMARKET	02/19/1931														
Exc Award (06/30/2019, 06/30/2021, 06/30/2022)			Active	35	1	3	-5.41%	33	1	0	Y		N	12/2025		\$2,613.02
41341	NEWMARKET NORTH	05/24/1982														
Exc Award (06/30/2017)			Active	13	4	0	44.44%	12		1	N	None	N	12/2025		\$70.97
14986	OAK RIDGES	03/14/1950														
Exc Award (06/30/2021, 06/30/2023)			Active	20	1	5	-16.67%	27	3	0	Y	2	R	11/2025		\$457.73
42948	OAKWOOD & DIST	07/05/1983														
Exc Award (06/30/2018, 06/30/2022, 06/30/2024, 06/30/2025)			Active	11	0	1	-8.33%	12	4	1	Y	2		12/2025		
145964	Omeme & District Lioness	05/20/2021														
Exc Award (06/30/2023)			Active	16	1	0	6.67%	16		0	Y	2	N	12/2025		
14613	OMEMEE DISTRICT	01/22/1957														
Exc Award (06/30/2017, 06/30/2019)			Active	16	1	0	6.67%	15		5	Y	2	R	11/2025		\$71.55
98492	ONTARIO YORK REGION HERITAGE	02/06/2007														
Exc Award (06/30/2016, 06/30/2017, 06/30/2018, 06/30/2022, 06/30/2023, 06/30/2024)			Active	29	3	3	0.00%	33	17	0	Y	2	N	12/2025		\$2,486.97
103871	OSHAWA AIRPORT	10/28/2008														
Exc Award (06/30/2016, 06/30/2017, 06/30/2018, 06/30/2022, 06/30/2023, 06/30/2024)			Active	17	0	1	-5.56%	18	4	3	Y	2	R	12/2025		
14615	OSHAWA NORTH OSHAWA	04/23/1970														
Exc Award (06/30/2022)			Active	24	2	0	9.09%	26		2	Y		N	12/2024		
46960	OSHAWA WEST	02/27/1987														
Exc Award (06/30/2018)			Active	13	0	0	0.00%	13		8	Y		R	12/2025		
145576	Pefferlaw Lioness	04/06/2021														
Exc Award (06/30/2018, 06/30/2023, 06/30/2025)			Active	41	5	3	5.13%	35	8	0	Y		N	12/2025		\$200.00
14990	PEFFERLAW DIST	01/24/1956														
Exc Award (06/30/2018, 06/30/2023, 06/30/2025)			Active	20	1	1	0.00%	22	6	0	N		N	09/2025		
14619	PORT PERRY	11/16/1937														
Exc Award (06/30/2020, 06/30/2022, 06/30/2023, 06/30/2024)			Active	14	0	0	0.00%	13		7	Y	5		09/2025		
14769	RICHVALE	06/27/1963														



Club Health Assessment for District A 16 through December 2025

						Status			Membership					Reports				Finance		LCIF
						Times in Status Quo in Past 2 Years	Current Member Count **	YTD Members Added	YTD Members Dropped	YTD Net Growth% ***	Member Count 1 Year Ago	Dropped Members Avg.Length of Service	Months Since Membership Update	Current Officers Reported ****	Current President Repeated Term	VP Reported *****	Last Date Reported Service (mm/yyyy)	Account Balance	YTD Donations	
Club Number	Club Name	Charter Date																		
Exc Award (06/30/2019, 06/30/2020)																				
14996	STOUFFVILLE	12/17/1937	Active	20	0	0	0.00%	21		4	Y		IP	11/2025		\$43.93				
Exc Award (06/30/2023)																				
14997	SUNDERLAND	09/12/1955	Active	57	0	0	0.00%	56		4	N	None	N	12/2025						
Exc Award (06/30/2019, 06/30/2023, 06/30/2024)																				
14774	THORNHILL DISTRICT	02/23/1947	Active	16	0	1	-5.88%	17	7	1	Y	11		01/2025						
38446	UDORA & LEASKDALE L C	05/23/1980	Active	23	1	1	0.00%	48	6	2	Y		N	12/2025		\$362.20				
Exc Award (06/30/2016, 06/30/2017, 06/30/2023, 06/30/2024)																				
29212	UXBRIDGE & DISTRICT	04/22/1974	Active	10	0	0	0.00%	10		6	Y	9		12/2025						
Exc Award (06/30/2017)																				
110880	VICTORIA MARKHAM SQUARE	05/02/2011	Active	18	1	0	5.88%	17		4	Y		R	05/2025		\$728.30				
Exc Award (06/30/2018, 06/30/2024)																				
15004	WOODVILLE & DISTRICT L C	04/18/1968	Active	24	1	0	4.35%	25		3	Y		N	12/2025						
Exc Award (06/30/2017)																				
153318	York Region GRACE	01/05/2023	Active	13	2	4	-13.33%	14	3	0	Y	4	N	10/2025						
Current Total Clubs Count	YTD New Clubs Count	YTD Cancelled Clubs Count	YTD Net Club Gain	Current Total Members Count	YTD Add	YTD Drop	YTD Net Growth	YTD Net Growth %	Member Count 12 Months Ago	Average Member Count Per Club	% of Clubs with less than 20 members	% No Officer Report in 12 Months	% of Clubs with balance 90+ days	Number of Clubs in Status Quo	% Status Quo Clubs in Financial Suspension	Number of Cancelled Clubs	Average Cancelled Club Age	Members Lost Due to Cancellation	% of Clubs Cancelled for Non-Financial Reasons	
55	0	1	-1	1,174	60	79	-19	-1.59%	1,163	21	47%	0%	4%	0	0%	1	58	5	100%	

* - P - Priority Club. Cancellation Reasons: 1-Objectives/conduct, 2-Non-active club, 5-Non-existing club, 6-Disbanding, 7-Merger, 8-Financial Suspension, 9-District/Multiple District Dues.

** Red denotes below 15 active members.

*** Red denotes 20% + loss.

**** Y - all 3 (President, Secretary, Treasurer) club officers reported, N - not all 3 reported.

***** Abbreviation: N-New, IP-Immediate Past, R-Repeat.




Club Health Assessment for District N 1 through December 2025

			Status	Membership						Reports				Finance	LCIF	
Club Number	Club Name	Charter Date	Times in Status Quo in Past 2 Years	Current Member Count **	YTD Members Added	YTD Members Dropped	YTD Net Growth% ***	Member Count 1 Year Ago	Dropped Members Avg.Length of Service	Months Since Membership Update	Current Officers Reported ****	Current President Repeated Term	VP Reported *****	Last Date Reported Service (mm/yyyy)	Account Balance	YTD Donations
Clubs less than two years old																
180461	Sunbury-York South	02/13/2025	Active	18	1	7	-25.00%	0	1	0	Y	2	R	11/2025		\$28.72
Clubs more than two years old																
13737	ALBERTON	12/06/1966	Active	15	1	1	0.00%	13	6	0	N		N	12/2025		
13696	BARKERS POINT NORTHSIDE	07/09/1957	Active	5	0	0	0.00%	5		6	Y	6		01/2025		
34518	BATH	10/18/1977	Active	24	0	3	-11.11%	24	10	1	Y	2	R	12/2025		
13738	BELFAST	01/14/1974	Active	18	0	0	0.00%	15		6	Y			11/2024		
45408	BOIESTOWN UPPER MIRAMICHI	10/21/1985	Active	23	0	0	0.00%	20		7	Y	2	N	12/2025		
13698	BOUCTOUCHE	05/21/1965	Active	11	0	0	0.00%	11		8	Y		N	11/2025		
45889	BURTON	03/20/1986	Active	28	0	1	-3.45%	30	1	1	Y		N	09/2025		
30588	BURTT'S CORNER	04/16/1975	Active	25	0	4	-13.79%	29	41	3	Y		N	12/2025		
30173	CAMPBELLTON	01/21/1975	Active	20	3	1	11.11%	22	26	1	Y		N	11/2024		\$14.36
13701	CHIPMAN MINTO L C	05/12/1966	Active	10	0	0	0.00%	10		6	Y	15	R	02/2024		
13741	CORNWALL	01/22/1968	Active	7	0	0	0.00%	7		42	Y	3		01/2017		
30264	CYMBRIA	02/26/1975	Active	58	3	1	3.57%	52	26	0	Y		R	12/2025		
13702	DALHOUSIE	03/01/1965	Active	18	1	0	5.88%	15		0	Y		N	05/2025		\$28.72
46710	DOUGLASTOWN	12/15/1986	Active	6	1	1	0.00%	8	14	0	Y		R	12/2025		
41015	EAST ROYALTY	03/19/1982	Active	15	0	0	0.00%	15		18	Y	2	R	02/2025		
29367	EASTERN CHARLOTTE	05/29/1974	Active	23	0	1	-4.17%	21	2	0	Y		N	12/2025		
44834	FORT AUGUSTUS	04/02/1985	Active	17	0	0	0.00%	18		10	Y	2		03/2025		
13703	FREDERICTON	11/29/1950	Active	17	0	0	0.00%	21		6	Y		IP	11/2025		\$1,000.00
13704	GEARY	07/19/1969	Active	21	1	1	0.00%	21	6	1	Y		N	11/2025		\$244.56
Exc Award (06/30/2018, 06/30/2022)																
41335	GRAND WASHADEMOAK	05/18/1982	Active	21	7	1	40.00%	12	2	0	Y	3	R	03/2024	90+ Days	
45324	HAMPTON	08/13/1985	Active	23	3	3	0.00%	24	20	0	Y		N	11/2025		\$301.58
13707	HARVEY STATION	08/04/1968	Active	17	0	0	0.00%	20		6	Y		N	12/2025		\$143.09
Exc Award (06/30/2018)																



Club Health Assessment for District N 1 through December 2025

			Status	Membership						Reports				Finance	LCIF	
Club Number	Club Name	Charter Date	Times in Status Quo in Past 2 Years	Current Member Count **	YTD Members Added	YTD Members Dropped	YTD Net Growth% ***	Member Count 1 Year Ago	Dropped Members Avg.Length of Service	Months Since Membership Update	Current Officers Reported ****	Current President Repeated Term	VP Reported *****	Last Date Reported Service (mm/yyyy)	Account Balance	YTD Donations
13708	HAVELOCK	09/24/1953	Active	9	0	0	0.00%	9		20	Y	4	R	06/2025		\$14.36
13715	HUMPHREY LEWISVILLE SUNNY BRAE	04/19/1971	Active	23	0	0	0.00%	23		5	Y	2	N	12/2025		
13744	HUNTER RIVER	03/06/1973	Active	13	3	6	-18.75%	16	26	0	Y	2		11/2025		
40426	JEMSEG	10/14/1981	Active	16	0	0	0.00%	16		20	Y		N	10/2025		
13711	KENNEBECASIS	10/25/1959	Active	20	1	0	5.26%	18		0	Y	3	R	12/2025		
13745	KENSINGTON	10/29/1954	Active	19	3	1	11.76%	17	11	0	Y		N	11/2025		
49412	LAKEVILLE	04/19/1989	Active	4	0	1	-20.00%	4	1	3	N	21		10/2025		
54686	MALPEQUE BAY AREA	06/30/1993	Active	6	0	0	0.00%	6		3	Y	4		06/2023		
29528	MC ADAM	06/28/1974	Active	30	1	1	0.00%	31	51	0	Y		N	12/2025		
37424	MILLIDGEVILLE-NORTH END L C	07/13/1979	Active	16	0	0	0.00%	16		0	Y		N	12/2025		
13714	MONCTON	04/06/1949	Active	23	0	1	-4.17%	23	2	2	Y		N	07/2025	\$1,708.34	
Exc Award (06/30/2025)																
13746	MONTAGUE	05/16/1968	Active	7	1	0	16.67%	8		2	Y	3		11/2022		
13747	MORELL	11/10/1969	Active	15	0	0	0.00%	15		19	Y	3		12/2017		
142382	Mount Stewart	08/18/2020	Active(1)	12	0	0	0.00%	12		20	Y	2		10/2025		
13716	NACKAWIC	10/22/1970	Active	29	0	0	0.00%	22		6	Y	2	R	11/2025		
13717	NASHWAAKSIS	03/22/1966	Active	50	0	5	-9.09%	56	30	0	Y		N	12/2025		
46540	NEW MARYLAND	09/16/1986	Active	20	1	0	5.26%	19		1	Y		R	12/2025		
13718	NEWCASTLE	02/11/1965	Active	18	1	2	-5.26%	21	47	1	N			12/2025		
32080	NORTH & SOUTH ESK L C	04/22/1976	Active	10	0	2	-16.67%	10	12	2	Y			09/2018		
13750	NORTH RUSTICO	11/07/1966	Active	19	1	0	5.56%	17		2	Y		N	12/2025	\$14.36	
13751	OLEARY	08/28/1962	Active	21	4	0	23.53%	19		1	Y		N	12/2025		
13752	PARKDALE SHERWOOD L C	07/25/1960	Active	43	2	1	2.38%	42	49	1	Y		N	11/2025		
77933	PICKWAUKET	12/10/2003	Active	6	0	0	0.00%	12		5	Y	2	R	12/2025	\$3,605.77	\$104.33
Exc Award (06/30/2021)																
143088	Pokeshaw & Black Rock Club	12/01/2020	Active	30	0	0	0.00%	30		7	Y	6	N			
13709	QUISPAMSIS ISLAND VIEW	12/18/1973	Active	14	0	2	-12.50%	16	26	3	Y	2	N	12/2025		
13721	REXTON	03/15/1962	Active	46	4	5	-2.13%	42	8	1	Y			10/2025		



Club Health Assessment for District N 1 through December 2025


			Status	Membership						Reports					Finance	LCIF
Club Number	Club Name	Charter Date	Times in Status Quo in Past 2 Years	Current Member Count **	YTD Members Added	YTD Members Dropped	YTD Net Growth% ***	Member Count 1 Year Ago	Dropped Members Avg.Length of Service	Months Since Membership Update	Current Officers Reported ****	Current President Repeated Term	VP Reported *****	Last Date Reported Service (mm/yyyy)	Account Balance	YTD Donations
13723	RIVER VALLEY L C	05/03/1967	Active	9	2	2	0.00%	11	26	1	N	None	R	11/2025		\$14.36
13724	RIVERVIEW	03/04/1960	Active	74	6	6	0.00%	67	12	0	Y		N	11/2025		\$28.72
	Exc Award (06/30/2017)															
13730	SALISBURY	07/27/1953	Active	43	0	2	-4.44%	44	1	2	Y	2	N	12/2025		\$2,017.74
13731	SHEDIAC	10/04/1961	Active	8	0	1	-11.11%	9	2	1	Y	2	R	11/2025		
46023	SHIPPAGAN	04/22/1986	Active	23	0	13	-36.11%	36	17	1	Y	10		01/2015		\$14.36
13734	SIMONDS	04/19/1963	Active	17	0	2	-10.53%	22	10	1	Y		N	12/2025		\$2,078.31
13755	SOURIS	07/27/1955	Active	34	1	1	0.00%	33	21	1	Y			10/2025		\$141.94
13753	ST ELEANORS	04/11/1961	Active	33	13	0	65.00%	22		1	Y		N	11/2025		
33675	ST MARTINS & DISTRICT L C	04/08/1977	Active	11	1	1	0.00%	11	2	0	Y	7	N	12/2025		
13729	ST STEPHEN MILLTOWN	11/12/1958	Active	11	0	0	0.00%	11		20	Y			11/2017		
30046	STRATFORD AND AREA INC	12/23/1974	Active	24	2	2	0.00%	24	1	1	Y		N	10/2025		\$14.36
13756	SUMMERSIDE	10/12/1954	Active	15	2	1	7.14%	17	7	1	Y		N	11/2025		
13735	SUSSEX	08/13/1953	Active	12	0	4	-25.00%	20	16	0	Y	2	N	01/2025		
13720	TOBIQUE L C	09/11/1969	Active	18	4	0	28.57%	14		0	Y	2		11/2025		
33326	TRACADIE	02/11/1977	Active	23	1	0	4.55%	22		1	Y		N	08/2025		
39353	UPPER GAGETOWN RIVER ROAD	01/28/1981	Active	5	0	0	0.00%	10		7	Y	2		05/2025		
39809	UPPER NASHWAAK L C	04/23/1981	Active	11	0	0	0.00%	10		7	Y	10	R	11/2025		
13757	VERNON RIVER	04/18/1972	Active	11	0	0	0.00%	11		6	Y		N	10/2025		
13758	WINSLOE	04/28/1972	Active	29	1	1	0.00%	30	3	0	Y		N	08/2025		
	Exc Award (06/30/2016)															

Clubs Cancelled Previous Fiscal Year – Clubs Cancelled within last 12 months may be reinstated

Club Number	Club Name	Charter Date	Current Status*	Cancellation Date
39871	DORCHESTER	05/13/1981	Cancelled(6*)	08/29/2024
30509	MAGNETIC HILL	04/07/1975	Cancelled(8*)	06/29/2025



Club Health Assessment for District N 1 through December 2025

<div>Club NumberClub NameCharter Date</div>						Status		Membership					Reports				Finance		LCIF
						Times in Status Quo in Past 2 Years	Current Member Count **	YTD Members Added	YTD Members Dropped	YTD Net Growth***	Member Count 1 Year Ago	Dropped Members Avg.Length of Service	Months Since Membership Update	Current Officers Reported ****	Current President Repeated Term	VP Reported *****	Last Date Reported Service (mm/yyyy)	Account Balance	YTD Donations
Current Total Clubs Count	YTD New Clubs Count	YTD Cancelled Clubs Count	YTD Net Club Gain	Current Total Members Count	YTD Add	YTD Drop	YTD Net Growth	Member Count 12 Months Ago	Average Member Count Per Club	% of Clubs with less than 20 members	% No Officer Report in 12 Months	% of Clubs with balance 90+ days	Number of Clubs in Status Quo	% Status Quo Clubs in Financial Suspension	Number of Cancelled Clubs	Average Cancelled Club Age	Members Lost Due to Cancellation	% of Clubs Cancelled for Non-Financial Reasons	
68	0	0	0	1,370	76	88	-12	-0.87%	1,357	20	57%	0%	3%	0	0%	0	0	0	0%

* - P - Priority Club. Cancellation Reasons: 1-Objectives/conduct, 2-Non-active club, 5-Non-existing club, 6-Disbanding, 7-Merger, 8-Financial Suspension, 9-District/Multiple District Dues.

** Red denotes below 15 active members.

*** Red denotes 20% + loss.

**** Y - all 3 (President, Secretary, Treasurer) club officers reported, N - not all 3 reported.

***** Abbreviation: N-New, IP-Immediate Past, R-Repeat.



Club Health Assessment for District N 2 through December 2025

			Status	Membership						Reports				Finance		LCIF
Club Number	Club Name	Charter Date	Times in Status Quo in Past 2 Years	Current Member Count **	YTD Members Added	YTD Members Dropped	YTD Net Growth% ***	Member Count 1 Year Ago	Dropped Members Avg.Length of Service	Months Since Membership Update	Current Officers Reported ****	Current President Repeated Term	VP Reported *****	Last Date Reported Service (mm/yyyy)	Account Balance	YTD Donations
Clubs more than two years old																
13759	AMHERST	11/20/1954	Active	42	2	3	-2.33%	43	16	1	Y		R	12/2025		\$3,385.17
	Exc Award (06/30/2020)															
13760	ANNAPOLIS ROYAL	05/06/1957	Active	11	0	1	-8.33%	12	7	0	Y	3	N	10/2025		
	Exc Award (06/30/2016, 06/30/2018)															
13761	ANTIGONISH	10/22/1962	Active	27	3	5	-6.90%	29	11	1	Y		N	12/2025		
13762	ARMDALE FAIRVIEW ROCK	11/23/1955	Active	9	0	0	0.00%	10		7	Y	7	N	11/2025		\$64.43
13763	AYLESFORD DISTRICT	11/28/1967	Active	25	3	0	13.64%	19		1	Y	3	R	12/2024		
13764	BADDECK	05/30/1951	Active	47	1	1	0.00%	47	21	1	Y		R	11/2025		
13765	BARRINGTON AREA	11/28/1962	Active	43	2	2	0.00%	42	9	1	Y		N	12/2025	90+ Days	
87908	BEAVER BANK KINSAC	04/27/2005	Active	33	1	6	-13.16%	43	8	0	Y		N	12/2025		\$216.23
13766	BEDFORD	01/23/1946	Active	34	2	5	-8.11%	41	6	1	Y	2	N	01/2025	90+ Days	
	Exc Award (06/30/2016, 06/30/2017, 06/30/2023, 06/30/2024)															
13767	BERWICK	02/06/1961	Active	58	7	8	-1.69%	56	14	1	Y	2	N	09/2023		
13768	BRIDGETOWN	08/29/1955	Active	15	2	1	7.14%	14	2	1	Y	2	N	12/2025		
13769	BRIDGEWATER AND AREA	09/19/1955	Active	15	0	2	-11.76%	20	9	1	Y	3	R	06/2025		\$115.10
	Exc Award (06/30/2018)															
33174	CABOT TRAIL L C	12/31/1976	Active	11	0	0	0.00%	14		5	Y	2		03/2025		
13770	CANNING DISTRICT L C	10/30/1969	Active	35	0	1	-2.78%	35	1	2	Y			11/2025		
13771	CANSO	04/25/1968	Active	38	4	7	-7.32%	41	5	1	Y		N	11/2025	90+ Days	
61040	CHESTER BASIN-NEW ROSS-CHESTER	07/22/1998	Active	15	0	0	0.00%	14		0	Y	3	N	11/2025		
44360	CHEZZETCOOK & DISTRICT	11/26/1984	Active	30	1	1	0.00%	30	5	1	Y		N	11/2025	90+ Days	
	Exc Award (06/30/2023)															
38596	COLDBROOK & DIST L C	06/16/1980	Active	37	2	1	2.78%	36	18	1	Y		N	12/2025		
13772	DARTMOUTH	10/25/1945	Active	14	3	2	7.69%	15	0	0	Y		N	12/2025		
	Exc Award (06/30/2017)															
43349	DEEPBROOK WALDEC	01/31/1984	Active	26	8	3	23.81%	23	7	2	Y	3		11/2025		\$200.00
	Exc Award (06/30/2017)															
105843	DIGBY AND AREA	06/19/2009	Active	13	0	0	0.00%	13		8	Y	2	N	12/2025		




Club Health Assessment for District N 2 through December 2025

			Status	Membership						Reports				Finance	LCIF	
Club Number	Club Name	Charter Date	Times in Status Quo in Past 2 Years	Current Member Count **	YTD Members Added	YTD Members Dropped	YTD Net Growth% ***	Member Count 1 Year Ago	Dropped Members Avg.Length of Service	Months Since Membership Update	Current Officers Reported ****	Current President Repeated Term	VP Reported *****	Last Date Reported Service (mm/yyyy)	Account Balance	YTD Donations
13774	EASTERN PASSAGE COW BAY Exc Award (06/30/2018, 06/30/2019)	03/07/1972	Active	32	0	8	-20.00%	49	8	3	Y	2	N	12/2025		
13775	ENFIELD/ELMSDALE & DISTRICT	07/31/1972	Active	20	0	0	0.00%	17		2	Y		N	10/2025		
46293	FALL RIVER & RIVERLAKE DIST	06/13/1986	Active	17	0	0	0.00%	18		6	Y	10	N	06/2024		
46024	GLACE BAY	04/01/1986	Active	8	0	1	-11.11%	11	9	0	Y			12/2024		
43227	HANTSPORT & DISTRICT L C Exc Award (06/30/2016, 06/30/2022)	12/27/1983	Cancelled(6*)	0	3	18	-100.00%	16	28	0	N	None		01/2025		
13777	HUBBARDS AREA L C	06/08/1973	Active	20	2	4	-9.09%	22	7	1	Y	2	R	09/2019		
13779	KENTVILLE	01/17/1949	Active	14	1	0	7.69%	11		3	Y		N	11/2024		
13780	KINGSTON Exc Award (06/30/2016, 06/30/2019, 06/30/2023, 06/30/2024)	02/14/1961	Active	74	7	4	4.23%	76	3	0	Y			12/2025		
35733	LAKE ECHO AND AREA	06/30/1978	Active	35	1	1	0.00%	35	4	2	Y		N	07/2025		\$16.00
45102	LAWRENCETOWN & DISTRICT Exc Award (06/30/2017)	06/27/1985	Active	15	1	1	0.00%	15	6	1	Y	2	R	11/2025		
13781	LIVERPOOL	04/13/1964	Active	16	0	0	0.00%	18		7	N	None		08/2019		
36114	LOCKEPORT	10/30/1978	Active	1	0	5	-83.33%	6	12	2	N	None		06/2019		
13783	LOUISDALE	04/17/1969	Active	19	0	0	0.00%	19		5	N	5		11/2019	90+ Days	
13786	MIDDLETON	11/08/1945	Active	18	0	0	0.00%	19		6	Y		N	12/2025		
30236	MILFORD & DISTRICT	02/10/1975	Active	23	1	0	4.55%	20		2	Y		N	10/2025		\$150.97
40729	MUSQUODOBOIT HARBOUR & DIST Exc Award (06/30/2024)	01/20/1982	Active	37	1	5	-9.76%	38	12	1	Y	2	R	11/2025		
13787	MUSQUODOBOIT VALLEY L C	02/07/1973	Active	18	0	0	0.00%	19		6	Y	2	R	01/2025		
44835	NEW GERMANY & AREA Exc Award (06/30/2016, 06/30/2018)	04/23/1985	Active	33	3	1	6.45%	28	6	1	Y	3	N	11/2025		
13790	NEW WATERFORD	04/25/1948	Active	5	0	0	0.00%	5		5	Y	2			90+ Days	
150192	Nova Scotia Cyber Exc Award (06/30/2022)	03/17/2022	Cancelled(8*)	0	0	11	-100.00%	12	5	0	N	None		07/2025	90+ Days	
13791	OXFORD AREA	09/04/1959	Active	10	0	0	0.00%	10		16	Y	2		03/2024		




Club Health Assessment for District N 2 through December 2025

			Status	Membership						Reports				Finance	LCIF		
Club Number	Club Name	Charter Date	Times in Status Quo in Past 2 Years	Current Member Count **	YTD Members Added	YTD Members Dropped	YTD Net Growth% ***	Member Count 1 Year Ago	Dropped Members Avg.Length of Service	Months Since Membership Update	Current Officers Reported ****	Current President Repeated Term	VP Reported *****	Last Date Reported Service (mm/yyyy)	Account Balance	YTD Donations	
13792	PARRSBORO	05/07/1946	Active	21	0	9	-30.00%	34	5	0	Y		N	12/2023	\$2,171.99		
13793	PICTOU AND AREA	08/30/1951	Active	19	2	0	11.76%	15		1	Y		N	12/2025			
13795	PORT WILLIAMS & DISTRICT	02/26/1970	Active	25	1	2	-3.85%	27	14	0	Y	3	N	10/2024			
33534	PRESTON & AREA	03/22/1977	Active	11	0	2	-15.38%	14	45	1	Y	3		09/2024			
36887	PUBNICO AREA L C	04/23/1979	Active	17	1	1	0.00%	13	9	0	Y		R	07/2024			
13797	RIVER JOHN & DISTRICT	01/30/1970	Active	17	1	5	-19.05%	19	13	0	Y	2	R	12/2025			
97417	RIVERPORT AND DISTRICT	06/28/2006	Active	12	0	0	0.00%	13		8	Y		N	12/2023			
13798	SACKVILLE NS	02/16/1970	Active	47	7	3	9.30%	39	23	0	Y			12/2025			
13801	SHEET HARBOUR	12/17/1947	Active	39	1	1	0.00%	41	2	2	Y	3	N	09/2025			
13802	SHELBURNE	04/06/1963	Active	26	5	3	8.33%	21	1	3	Y	7	R	10/2025			90+ Days
13803	SHUBENACADIE	11/04/1946	Active	8	0	1	-11.11%	11	6	0	Y	2		08/2025	90+ Days		
115117	SPRINGHILL AND AREA	09/22/2011	Active	10	3	1	25.00%	8	0	0	Y		N	12/2025	90+ Days		
Exc Award (06/30/2017)																	
13805	SPRYFIELD	03/19/1957	Active	20	0	0	0.00%	17		2	Y	6	R	10/2025	90+ Days	\$638.74	
47484	ST MARGARET'S BAY	06/18/1987	Active	19	0	0	0.00%	18		5	Y	2	N	08/2025			
13800	ST MARYS DISTRICT L C	01/26/1973	Active	31	7	13	-16.22%	37	11	0	Y		N	12/2025			
13799	ST PETERS	05/19/1969	Active	32	0	0	0.00%	33		1	Y	2	R	02/2024			
13806	STELLARTON & AREA	03/07/1965	Active	15	0	0	0.00%	16		7	N	3		10/2025			
13807	SYDNEY	01/26/1948	Active	9	0	0	0.00%	9		7	Y	5	N	06/2025			
13811	TRURO & DISTRICT	02/16/1946	Active	17	2	2	0.00%	16	25	0	Y	2	N	10/2025			
Exc Award (06/30/2023)																	
13812	WHYCOCOMAGH	12/17/1969	Active	4	0	0	0.00%	4		6	Y	8	R	11/2025			
13813	WINDSOR & DIST	05/31/1961	Active	9	0	0	0.00%	10		6	Y	2		12/2025	\$345.82		
Exc Award (06/30/2023)																	
13814	WOLFVILLE & DIST	06/09/1950	Active	32	8	1	28.00%	26	2	1	Y		N	12/2025			
Exc Award (06/30/2019)																	
13815	YARMOUTH	04/06/1956	Active	41	1	4	-6.82%	44	13	0	Y		N	12/2025		\$1,680.03	



Club Health Assessment for District N 2 through December 2025



			Status		Membership					Reports				Finance		LCIF
Club Number	Club Name	Charter Date	Times in Status Quo in Past 2 Years	Current Member Count **	YTD Members Added	YTD Members Dropped	YTD Net Growth% ***	Member Count 1 Year Ago	Dropped Members Avg.Length of Service	Months Since Membership Update	Current Officers Reported ****	Current President Repeated Term	VP Reported *****	Last Date Reported Service (mm/yyyy)	Account Balance	YTD Donations

Clubs Cancelled Previous Fiscal Year – Clubs Cancelled within last 12 months may be reinstated

Club Number	Club Name	Charter Date	Current Status*	Cancellation Date
41480	COLE HARBOUR	06/07/1982	Cancelled(6*)	03/29/2025
130460	Dalhousie University Campus	03/23/2017	Cancelled(8*)	12/30/2024
13785	METEGHAN	05/10/1957	Cancelled(6*)	05/29/2025

Current Total Clubs Count	YTD New Clubs Count	YTD Cancelled Clubs Count	YTD Net Club Gain	Current Total Members Count	YTD Add	YTD Drop	YTD Net Growth	YTD Net Growth %	Member Count 12 Months Ago	Average Member Count Per Club	% of Clubs with less than 20 members	% No Officer Report in 12 Months	% of Clubs with balance 90+ days	Number of Clubs in Status Quo	% Status Quo Clubs in Financial Suspension	Number of Cancelled Clubs	Average Cancelled Club Age	Members Lost Due to Cancellation	% of Clubs Cancelled for Non-Financial Reasons
63	0	2	-2	1,474	100	156	-56	-3.66%	1,546	23	51%	2%	14%	0	0%	2	82	29	0%

* - P - Priority Club. Cancellation Reasons: 1-Objectives/conduct, 2-Non-active club, 5-Non-existing club, 6-Disbanding, 7-Merger, 8-Financial Suspension, 9-District/Multiple District Dues.

** Red denotes below 15 active members.

*** Red denotes 20% + loss.

**** Y - all 3 (President, Secretary, Treasurer) club officers reported, N - not all 3 reported.

***** Abbreviation: N-New, IP-Immediate Past, R-Repeat.



Club Health Assessment for District N 3 through December 2025

			Status	Membership						Reports				Finance		LCIF
Club Number	Club Name	Charter Date	Times in Status Quo in Past 2 Years	Current Member Count **	YTD Members Added	YTD Members Dropped	YTD Net Growth% ***	Member Count 1 Year Ago	Dropped Members Avg.Length of Service	Months Since Membership Update	Current Officers Reported ****	Current President Repeated Term	VP Reported *****	Last Date Reported Service (mm/yyyy)	Account Balance	YTD Donations
Clubs less than two years old																
156819	Badger	01/11/2024	Active	21	7	1	40.00%	17	0	1	Y	3		09/2025	90+ Days	
157316	Grand Falls-Windsor CNA	02/02/2024	Cancelled(8*)	0	0	1	-100.00%	20	2	6	N	None				
157317	Grand Falls-Windsor Keyin	02/05/2024	Cancelled(6*)	0	0	0	0.00%	11		6	N	None				
157197	MUN Grenfell	01/29/2024	P- Active	0	0	0	0.00%	27		7	N	None		10/2024		
Clubs more than two years old																
35358	ANCHOR POINT Exc Award (06/30/2017)	04/28/1978	Active	21	0	2	-8.70%	25	3	0	Y		N	11/2025		
140425	Baie Verte Peninsula	12/11/2019	Active	27	3	2	3.85%	21	3	0	Y	6		12/2025		\$357.73
156093	Bay St George CNA Campus	09/22/2023	Active	2	0	0	0.00%	4		6	Y	3		10/2025		\$3.59
13821	BISHOPS FALLS	04/22/1966	Active	42	5	0	13.51%	35		2	Y	2	N	09/2025		
135380	Blanc Sablon Centennial	08/01/2018	Active	17	1	0	6.25%	18		3	Y	7	N	02/2024		
13823	BOTWOOD Exc Award (06/30/2017, 06/30/2022)	10/15/1951	Active	38	1	5	-9.52%	48	2	1	Y		N	11/2025		\$42.86
13824	BUCHANS Exc Award (06/30/2017, 06/30/2018)	11/18/1960	Active	22	0	4	-15.38%	27	26	1	Y			03/2025		
13825	BURGEO	05/19/1972	Active	23	0	0	0.00%	23		3	Y		N	07/2025		
13828	CHANNEL PORT AUX BASQUES Exc Award (06/30/2017, 06/30/2018, 06/30/2024)	02/02/1951	Active	48	23	5	60.00%	37	5	0	Y	3	N	11/2025		
130864	Conne River Aosamiaji'j Miawpukek First Nation	05/17/2017	Active	23	4	5	-4.17%	26	6	2	Y			09/2025		
13831	CORNER BROOK Exc Award (06/30/2017, 06/30/2023)	05/26/1948	Active	14	0	1	-6.67%	13	3	1	Y	5		11/2025		\$638.74
36711	CORNER BROOK CURLING	03/22/1979	Active(1)	23	0	0	0.00%	24		0	Y		R	04/2025		
13832	DEER LAKE	07/30/1953	Active	17	0	2	-10.53%	17	48	2	N	None		12/2025		
13835	ENGLISH HARBOUR WEST	12/21/1973	Active	43	4	0	10.26%	39		0	Y			11/2025		\$357.73
13836	FLOWERS COVE	10/10/1966	Active	33	2	1	3.13%	20	5	0	Y	7	N	09/2023		\$217.32
45103	FORTEAU	06/18/1985	Active	26	0	3	-10.34%	30	5	2	Y		N	10/2025		
137415	Grand Falls-Windsor	02/11/2019	Active	29	4	0	16.00%	21		1	Y	4	R	11/2025		\$178.87



Club Health Assessment for District N 3 through December 2025

			Status	Membership						Reports				Finance		LCIF	
Club Number	Club Name	Charter Date	Times in Status Quo in Past 2 Years	Current Member Count **	YTD Members Added	YTD Members Dropped	YTD Net Growth% ***	Member Count 1 Year Ago	Dropped Members Avg.Length of Service	Months Since Membership Update	Current Officers Reported ****	Current President Repeated Term	VP Reported *****	Last Date Reported Service (mm/yyyy)	Account Balance	YTD Donations	
35054	GREEN ISLAND L C	02/21/1978	Active	21	0	1	-4.55%	24	38	1	Y	7	R	10/2025		\$597.71	
13843	HARBOUR BRETON	11/26/1965	Active	39	1	1	0.00%	35	2	1	Y	3		11/2025			
30265	HERMITAGE	02/25/1975	Active	27	3	1	8.00%	26	8	2	Y		N	12/2025			
15031	LABRADOR CITY	06/13/1961	Active	13	1	1	0.00%	12	54	1	Y	7	R	11/2025			
Exc Award (06/30/2016)																	
13846	LEWISPORTE	11/23/1951	Active	16	6	1	45.45%	11	3	2	Y	2	R	12/2025		\$249.84	
47251	MARYS HARBOUR	04/29/1987	Active	6	0	0	0.00%	6		20	Y	2		03/2024			
13849	MILLTOWN BAIE D'ESPOIR	05/23/1972	Active	52	0	1	-1.89%	51	6	4	Y		R	12/2025			
123558	NL Green Bay South	01/06/2015	Active	18	1	0	5.88%	20		3	Y		R	09/2025			
Exc Award (06/30/2016)																	
142135	NL Sight First	07/08/2020	Active(2)	4	1	2	-20.00%	2	2	0	Y	2	N	07/2025		\$1,055.31	
13853	NORRIS POINT	06/01/1965	Active	22	3	2	4.76%	20	10	0	Y	4	R	11/2025			
Exc Award (06/30/2017, 06/30/2024)																	
13855	PASADENA	11/20/1965	Active	33	3	3	0.00%	31	4	0	Y	2	N	12/2025			
Exc Award (06/30/2016, 06/30/2017, 06/30/2019, 06/30/2025)																	
146488	Port Hope Simpson	06/03/2021	Active	10	0	0	0.00%	10		20	Y	4		10/2023	90+ Days	\$143.09	
28183	RAMEA	03/28/1974	Active	31	0	0	0.00%	30		7	Y	5	R	11/2025			
Exc Award (06/30/2017)																	
35359	SANDY COVE	04/14/1978	Active	23	0	0	0.00%	23		13	Y			02/2024			
13864	SPRINGDALE	05/20/1953	Active	31	0	0	0.00%	31		9	Y	2		10/2025		\$2,067.95	
30589	ST ALBANS	04/11/1975	Active	28	1	3	-6.67%	32	24	1	Y	2	N	12/2023			
13858	ST ANTHONY	09/19/1963	Active	11	0	0	0.00%	15		9	Y	3		12/2025			
13865	STEPHENVILLE	11/11/1952	Active	37	3	4	-2.63%	41	6	0	Y	2	R	11/2025			
Exc Award (06/30/2017, 06/30/2018)																	
13863	STEPHENVILLE CROSSING	06/21/1956	Active	12	2	1	9.09%	13	3	0	Y		IP	09/2025			
Exc Award (06/30/2017)																	
44836	SUMMERSIDE	04/09/1985	Active	14	1	0	7.69%	14		3	Y	3	R	12/2024			
Exc Award (06/30/2019)																	
30356	THREE RIVERS	03/19/1975	Active	30	1	0	3.45%	28		1	Y		N	07/2025	90+ Days		
Exc Award (06/30/2017)																	



Club Health Assessment for District N 3 through December 2025

INTERNATIONAL

Club Number	Club Name	Charter Date	Status	Membership						Reports				Finance	LCIF	
			Times in Status Quo in Past 2 Years	Current Member Count **	YTD Members Added	YTD Members Dropped	YTD Net Growth***	Member Count 1 Year Ago	Dropped Members Avg.Length of Service	Months Since Membership Update	Current Officers Reported ****	Current President Repeated Term	VP Reported *****	Last Date Reported Service (mm/yyyy)	Account Balance	YTD Donations
35552	TROUT RIVER	05/15/1978	Active	29	0	0	0.00%	27		8	Y	3		04/2025		
13868	TWILLINGATE	05/26/1953	Active	29	0	2	-6.45%	30	2	0	Y		N	12/2025		
	Exc Award (06/30/2016, 06/30/2017, 06/30/2018)															
13869	UNITED TOWNS L C	08/21/1973	Active	22	0	1	-4.35%	22	1	2	N		N	05/2025		
	Exc Award (06/30/2016)															
135381	Viking Trail Centennial	07/12/2018	Active	4	0	0	0.00%	4		20	Y	5	R	10/2023		

Clubs Cancelled Previous Fiscal Year – Clubs Cancelled within last 12 months may be reinstated

Club Number	Club Name	Charter Date	Current Status*	Cancellation Date
13851	NEW WORLD ISLAND	11/23/1960	Cancelled(6*)	01/29/2025
143893	Norris Arm and Area	12/08/2020	Cancelled(6*)	03/29/2025

Current Total Clubs Count	YTD New Clubs Count	YTD Cancelled Clubs Count	YTD Net Club Gain	Current Total Members Count	YTD Add	YTD Drop	YTD Net Growth	Member Count 12 Months Ago	Average Member Count Per Club	% of Clubs with less than 20 members	% No Officer Report in 12 Months	% of Clubs with balance 90+ days	Number of Clubs in Status Quo	% Status Quo Clubs in Financial Suspension	Number of Cancelled Clubs	Average Cancelled Club Age	Members Lost Due to Cancellation	% of Clubs Cancelled for Non-Financial Reasons
44	0	2	-2	1,031	81	56	2.49%	1,061	23	34%	0%	5%	0	0%	2	36	1	50%

* - P - Priority Club. Cancellation Reasons: 1-Objectives/conduct, 2-Non-active club, 5-Non-existing club, 6-Disbanding, 7-Merger, 8-Financial Suspension, 9-District/Multiple District Dues.

** Red denotes below 15 active members.

*** Red denotes 20% + loss.

**** Y - all 3 (President, Secretary, Treasurer) club officers reported, N - not all 3 reported.

***** Abbreviation: N-New, IP-Immediate Past, R-Repeat.




Club Health Assessment for District N 4 through December 2025

			Status	Membership					Reports				Finance		LCIF	
Club Number	Club Name	Charter Date	Times in Status Quo in Past 2 Years	Current Member Count **	YTD Members Added	YTD Members Dropped	YTD Net Growth% ***	Member Count 1 Year Ago	Dropped Members Avg.Length of Service	Months Since Membership Update	Current Officers Reported ****	Current President Repeated Term	VP Reported *****	Last Date Reported Service (mm/yyyy)	Account Balance	YTD Donations
Clubs less than two years old																
181536	CNA Campus	05/19/2025	Active	22	0	0	0.00%	0		7	N	2		10/2025		
Clubs more than two years old																
13817	ALEXANDER BAY L C	01/03/1974	Active	16	0	0	0.00%	17		6	Y		N	11/2024	90+ Days	\$343.92
13818	ARNOLDS COVE	02/07/1968	Active	19	4	5	-5.00%	20	5	1	N			12/2025		
48422	BACCALIEU	04/11/1988	Active	27	0	0	0.00%	27		2	Y		N	12/2025		
13819	BADGERS QUAY	03/05/1956	Active	20	0	2	-9.09%	21	6	2	Y		N	12/2025		
Exc Award (06/30/2017, 06/30/2023, 06/30/2024)																
33676	BAY L'ARGENT	04/18/1977	Active	21	3	0	16.67%	19		2	N	None		04/2024	90+ Days	
13820	BAY ROBERTS	10/12/1964	Active	16	2	0	14.29%	18		3	N	None		12/2024		
29952	BLOOMFIELD-MUSGRAVETO WN	11/27/1974	Cancelled(6*)	0	0	21	-100.00%	23	19	1	N	None		11/2025		
13822	BONAVISTA	01/15/1967	Active	38	0	0	0.00%	41		6	Y	3	N	11/2025		
37632	BRIMSTONE HEAD L C	10/30/1979	Active	21	1	4	-12.50%	23	26	0	Y	3		12/2025		
13829	CLARENVILLE	05/19/1964	Active	25	0	1	-3.85%	24	3	1	Y		N	12/2025		
Exc Award (06/30/2023)																
29798	COME BY CHANCE	09/10/1974	Active	14	0	0	0.00%	13		9	Y		IP	12/2025		
13830	CONCEPTION BAY SOUTH	02/17/1971	Active	29	3	1	7.41%	28	3	0	Y	2	N	12/2025		
Exc Award (06/30/2018)																
13833	DUNVILLE	02/26/1973	Active	26	0	3	-10.34%	30	6	2	Y	3	N	11/2025		\$177.43
46189	ENGLISH HARBOUR EAST	05/12/1986	Active	22	2	0	10.00%	20		0	Y	3	N	12/2025		
36888	FORT POINT L C	04/23/1979	Active	30	1	1	0.00%	27	5	1	Y		N	12/2025		\$178.87
Exc Award (06/30/2024)																
13838	FORTUNE	03/14/1970	Active	15	0	0	0.00%	16		7	Y	2	N	11/2025		
13839	GAMBO	02/25/1968	Active	48	2	2	0.00%	44	0	1	N		N	10/2024		
Exc Award (06/30/2017)																
13840	GANDER	07/06/1948	Active	21	1	2	-4.55%	26	1	0	Y	3	R	12/2025		\$1,025.07
Exc Award (06/30/2024)																
29953	GARNISH	11/25/1974	Active	9	0	2	-18.18%	11	40	3	Y	2		12/2025		



Club Health Assessment for District N 4 through December 2025

			Status	Membership						Reports				Finance	LCIF	
Club Number	Club Name	Charter Date	Times in Status Quo in Past 2 Years	Current Member Count **	YTD Members Added	YTD Members Dropped	YTD Net Growth% ***	Member Count 1 Year Ago	Dropped Members Avg.Length of Service	Months Since Membership Update	Current Officers Reported ****	Current President Repeated Term	VP Reported *****	Last Date Reported Service (mm/yyyy)	Account Balance	YTD Donations
Exc Award (06/30/2017)			Active	52	0	0	0.00%	47		6	Y		N	07/2025		
31931	GOULDS	03/18/1976														
Exc Award (06/30/2023, 06/30/2025)																
13841	GRAND BANK	10/23/1951	Active	28	0	1	-3.45%	26	16	2	Y		N	11/2025		
Exc Award (06/30/2024)																
31932	HANT'S HARBOUR	03/31/1976	Active(1)	5	0	0	0.00%	4		6	Y	2		05/2025		
36712	HARE BAY-DOVER LC	03/12/1979	Active	12	2	0	20.00%	10		2	Y		N	10/2025		
29631	INDIAN BAY	07/23/1974	Active	28	0	0	0.00%	28		6	Y		N	11/2025		
Exc Award (06/30/2017)																
29272	MARYSTOWN	05/08/1974	Active	30	1	0	3.45%	29		1	Y	2	N	12/2025		
13847	MOUNT PEARL	03/07/1956	Active	14	1	4	-17.65%	18	9	0	Y			12/2025		
Exc Award (06/30/2024)																
115872	MUN CAMPUS	01/13/2012	Active	5	2	5	-37.50%	11	1	2	Y			10/2025		
39621	MUSGRAVE HARBOUR	03/27/1981	Active	5	0	0	0.00%	6		6	N	2		02/2025		
13850	NEW HARBOUR DILDO	11/06/1969	Active	24	5	4	4.35%	17	3	0	Y			01/2025		
13854	NORTH HARBOUR L C	01/16/1974	Active	9	1	4	-25.00%	12	14	2	Y	5		12/2025	90+ Days	
134798	Paradise Centennial	05/30/2018	Active	32	2	0	6.67%	29		0	Y		N	11/2025		
Exc Award (06/30/2024)																
13856	PLACENTIA	12/29/1960	Active	19	2	0	11.76%	16		2	Y		N	07/2025		\$366.10
33327	PORT REXTON AREA	02/25/1977	Active	16	0	1	-5.88%	18	8	0	Y	8	N	12/2025		
13857	PORT UNION	11/21/1957	Active	21	0	1	-4.55%	24	7	3	N			01/2024		
32728	PORTUGAL COVE-ST PHILLIPS L C	09/27/1976	Active	31	4	1	10.71%	27	4	0	Y	4		12/2025		
42067	POUCH COVE	12/20/1982	Active	35	2	0	6.06%	34		3	Y		N	12/2025		
Exc Award (06/30/2023)																
37425	RANDOM L C	07/05/1979	Active	23	2	0	9.52%	19		1	Y	2	R	12/2025		
Exc Award (06/30/2017, 06/30/2019)																
32931	SOUTHWEST ARM	11/10/1976	Active	45	1	0	2.27%	45		2	Y		N	12/2025		
Exc Award (06/30/2023)																\$153.00
43735	ST BRENDANS	04/05/1984	Active	18	0	0	0.00%	18		14	N	None		10/2024		
13860	ST JOHNS	06/28/1948	Active	31	2	4	-6.06%	37	21	0	Y		N	12/2025		
Exc Award (06/30/2023)																



Club Health Assessment for District N 4 through December 2025

			Status	Membership						Reports				Finance	LCIF	
Club Number	Club Name	Charter Date	Times in Status Quo in Past 2 Years	Current Member Count **	YTD Members Added	YTD Members Dropped	YTD Net Growth% ***	Member Count 1 Year Ago	Dropped Members Avg.Length of Service	Months Since Membership Update	Current Officers Reported ****	Current President Repeated Term	VP Reported *****	Last Date Reported Service (mm/yyyy)	Account Balance	YTD Donations
48047	ST VINCENTS	01/19/1988	Active	9	0	0	0.00%	9		16	Y	23		10/2025		
13866	SUNNYSIDE	02/05/1966	Active	18	2	3	-5.26%	20	12	3	Y	2		11/2025		
Exc Award (06/30/2017)																
46957	TERRENCEVILLE	02/26/1987	Active	18	0	0	0.00%	18		8	Y		N	12/2025		
Exc Award (06/30/2023, 06/30/2024)																
124240	Torbay	02/25/2015	Active	15	4	0	36.36%	15		1	Y			07/2025		
29848	TREPASSEY	10/08/1974	Active	22	3	1	10.00%	20	11	1	Y	2	R	11/2025		
13870	VICTORIA	04/23/1973	Active	9	1	0	12.50%	8		3	Y	8	N	12/2025		
38298	WATERFORD HOSPITAL L C	04/15/1980	Active	13	3	0	30.00%	14		1	Y		N	12/2025		
29954	WHITBOURNE	11/25/1974	Active	13	1	0	8.33%	12		2	Y	13	R	10/2025		

Clubs Cancelled Previous Fiscal Year – Clubs Cancelled within last 12 months may be reinstated

Club Number	Club Name	Charter Date	Current Status*	Cancellation Date
13861	ST LAWRENCE	05/14/1953	Cancelled(6*)	06/29/2025

Current Total Clubs Count	YTD New Clubs Count	YTD Cancelled Clubs Count	YTD Net Club Gain	Current Total Members Count	YTD Add	YTD Drop	YTD Net Growth	YTD Net Growth %	Member Count 12 Months Ago	Average Member Count Per Club	% of Clubs with less than 20 members	% No Officer Report in 12 Months	% of Clubs with balance 90+ days	Number of Clubs in Status Quo	% Status Quo Clubs in Financial Suspension	Number of Cancelled Clubs	Average Cancelled Club Age	Members Lost Due to Cancellation	% of Clubs Cancelled for Non-Financial Reasons
48	0	1	-1	1,039	60	73	-13	-1.24%	1,039	22	46%	4%	6%	0	0%	1	123	21	100%

* - P - Priority Club. Cancellation Reasons: 1-Objectives/conduct, 2-Non-active club, 5-Non-existing club, 6-Disbanding, 7-Merger, 8-Financial Suspension, 9-District/Multiple District Dues.

** Red denotes below 15 active members.

*** Red denotes 20% + loss.

**** Y - all 3 (President, Secretary, Treasurer) club officers reported, N - not all 3 reported.

***** Abbreviation: N-New, IP-Immediate Past, R-Repeat.




Club Health Assessment for District U 1 through December 2025

			Status	Membership						Reports				Finance	LCIF	
Club Number	Club Name	Charter Date	Times in Status Quo in Past 2 Years	Current Member Count **	YTD Members Added	YTD Members Dropped	YTD Net Growth***	Member Count 1 Year Ago	Dropped Members Avg.Length of Service	Months Since Membership Update	Current Officers Reported ****	Current President Repeated Term	VP Reported *****	Last Date Reported Service (mm/yyyy)	Account Balance	YTD Donations
Clubs less than two years old																
179512	Argenteuil 2.0	11/12/2024	Active	41	0	0	0.00%	28		8	Y	2	R	11/2025		
172398	Laval - Difference	06/20/2024	Active	33	1	3	-5.71%	28	1	1	Y		N	12/2025		\$86.49
156861	Montreal- Affaires Internationales Plus	01/11/2024	Active	7	0	5	-41.67%	12	2	0	Y		R	10/2025		
Clubs more than two years old																
14743	AMOS	05/12/1971	Active	15	2	0	15.38%	13		0	Y	2		05/2025		
126217	Anjou Pour La Vie	11/18/2015	Active	28	2	3	-3.45%	26	3	0	Y		N	12/2025		\$407.24
	Exc Award (06/30/2023)															
29615	DEUX-MONTAGNES	06/28/1974	Active	37	0	2	-5.13%	37	23	3	Y	9	R	12/2024		\$183.05
14806	GREENFIELD PARK	05/02/1956	Active	9	1	2	-10.00%	9	6	0	Y	4		12/2025		
14807	JOLIETTE	05/04/1970	Active	31	0	0	0.00%	33		6	Y	2	R	12/2025		
14746	LA SARRE	11/16/1968	Active	21	0	0	0.00%	21		5	Y		N	12/2024		
14808	LACHUTE	11/20/1934	Active	90	3	4	-1.10%	91	23	1	Y		N	12/2025	90+ Days	\$204.71
	Exc Award (06/30/2018, 06/30/2019, 06/30/2023, 06/30/2024)															
34638	LACOLLE	11/17/1977	Active	13	2	2	0.00%	14	25	1	Y	8		10/2025		\$50.23
	Exc Award (06/30/2018)															
14798	LAVAL	06/06/1951	Active	42	2	0	5.00%	39		0	Y	2	R	12/2025		\$1,168.07
	Exc Award (06/30/2017, 06/30/2023, 06/30/2024)															
131423	Laval Renaissance	06/22/2017	Active	72	0	0	0.00%	74		1	Y			11/2024		\$475.71
35561	MACAMIC	05/10/1978	Active	18	0	0	0.00%	19		9	Y			10/2025		
154842	Mascouche	06/19/2023	Active	21	0	0	0.00%	23		6	Y		N	03/2025		\$21.62
	Exc Award (06/30/2024)															
44729	MONT LAURIER	03/25/1985	Active(1)	11	0	0	0.00%	11		5	Y	9		04/2025		
137547	Montréal - La Toile D'Entraide du Monde	03/19/2019	Active(3)	2	0	0	0.00%	2		18	Y	4		04/2025		
138728	Montreal - Le Pouvoir	06/26/2019	P- Cancelled(8*)	0	1	8	-100.00%	5	5	0	N	None		11/2025	90+ Days	
146494	Montreal- Autism Community	06/09/2021	Active	43	6	3	7.50%	39	2	0	Y	7	R	11/2025		
64291	MONTREAL CEDRES DU LIBAN	05/09/2001	Active	28	0	4	-12.50%	36	10	0	Y		N	12/2025		\$301.63




Club Health Assessment for District U 1 through December 2025

			Status	Membership					Reports					Finance	LCIF	
Club Number	Club Name	Charter Date	Times in Status Quo in Past 2 Years	Current Member Count **	YTD Members Added	YTD Members Dropped	YTD Net Growth% ***	Member Count 1 Year Ago	Dropped Members Avg.Length of Service	Months Since Membership Update	Current Officers Reported ****	Current President Repeated Term	VP Reported *****	Last Date Reported Service (mm/yyyy)	Account Balance	YTD Donations
Exc Award (06/30/2018, 06/30/2023, 06/30/2024)																
14811	MONTREAL CENTRAL	09/14/1922	Active	18	3	0	20.00%	16		1	Y	3	R	10/2025		\$108.11
54689	MONTREAL GREATER CHINESE	06/29/1993	Active(1)	15	3	0	25.00%	13		0	Y	9	R	09/2025		\$86.49
153629	Montreal- Hope for Humanity	02/22/2023	Cancelled(8*)	0	0	7	-100.00%	15	3	0	N	None		10/2024	90+ Days	
136732	Montréal Les Griffons du Kebek	11/07/2018	Active(1)	7	4	21	-70.83%	27	4	0	N			02/2025	90+ Days	
37807	MONTREAL VILLERAY-SOURDS	12/17/1979	Active	5	0	1	-16.67%	6	45	1	Y	5		03/2025		
14810	MONTREAL WEST ISLAND	03/25/1958	Active(1)	10	0	1	-9.09%	12	26	1	Y	2	N	10/2025		
14812	MONTREAL WESTWARD	11/02/1953	Active(1)	9	3	7	-30.77%	11	2	0	Y	7	R	11/2025		
14750	NORANDA ROUYN	11/14/1938	Active	4	0	0	0.00%	4		17	Y	13		12/2024		
14814	ORMSTOWN	12/12/1960	Active	30	0	1	-3.23%	33	8	3	Y		N	12/2025		\$1,474.61
Exc Award (06/30/2018, 06/30/2022)																
14815	REPENTIGNY	04/23/1961	Active	25	1	2	-3.85%	28	25	1	Y	2	R	12/2025		
40231	REPENTIGNY LA SEIGNEURIE	07/13/1981	Active	50	10	2	19.05%	43	11	0	Y		N	12/2025		
32521	ST EDOUARD	06/15/1976	Active	29	0	1	-3.33%	30	48	2	Y	10		03/2025		
14820	ST JEAN SUR RICHELIEU	04/01/1952	Active	30	0	0	0.00%	30		5	Y	5		02/2025		
99677	ST JEROME	06/20/2007	P- Active	9	0	0	0.00%	12		1	N			12/2025		\$86.49
14821	ST LAMBERT	12/13/1945	Active	17	0	1	-5.56%	19	16	2	Y	3	R	12/2025		\$216.23
Exc Award (06/30/2023)																
49679	ST LAURENT	06/23/1989	Active	23	4	1	15.00%	15	16	3	Y	2		12/2025		\$21.62
43016	ST MATHIEU	09/19/1983	Active	10	0	0	0.00%	10		12	Y	12		04/2025		\$21.62
33538	ST-ADOLPHE-D'HOWARD	03/31/1977	Active	11	0	1	-8.33%	13	3	0	Y	5		12/2025		
33936	TERREBONNE	05/23/1977	Active	22	1	3	-8.33%	22	4	1	Y		N	10/2025		\$4,606.23
Exc Award (06/30/2022)																
14824	THERESE-DE BLAINVILLE	05/14/1968	Active	27	2	0	8.00%	25		1	Y		R	10/2024		\$35.79
Exc Award (06/30/2017)																
53103	VAL D'OR INC	05/18/1992	Active	32	1	0	3.23%	33		1	Y		N	12/2025		\$1,005.97
14754	VAL D'OR METROPOLITAN	03/07/1966	Active	25	2	1	4.17%	23	2	2	Y		N	11/2025	90+ Days	\$128.78
47386	VERDUN	05/28/1987	Active	35	7	2	16.67%	29	5	0	Y	2	R	12/2025		\$93.37



Club Health Assessment for District U 1 through December 2025

				Status	Membership					Reports				Finance	LCIF	
Club Number	Club Name	Charter Date	Times in Status Quo in Past 2 Years	Current Member Count **	YTD Members Added	YTD Members Dropped	YTD Net Growth% ***	Member Count 1 Year Ago	Dropped Members Avg.Length of Service	Months Since Membership Update	Current Officers Reported ****	Current President Repeated Term	VP Reported *****	Last Date Reported Service (mm/yyyy)	Account Balance	YTD Donations

Clubs Cancelled Previous Fiscal Year – Clubs Cancelled within last 12 months may be reinstated

Club Number	Club Name	Charter Date	Current Status*	Cancellation Date
78662	AMOS FEMMES INC	04/02/2004	Cancelled(6*)	10/29/2024

Current Total Clubs Count	YTD New Clubs Count	YTD Cancelled Clubs Count	YTD Net Club Gain	Current Total Members Count	YTD Add	YTD Drop	YTD Net Growth	YTD Net Growth %	Member Count 12 Months Ago	Average Member Count Per Club	% of Clubs with less than 20 members	% No Officer Report in 12 Months	% of Clubs with balance 90+ days	Number of Clubs in Status Quo	% Status Quo Clubs in Financial Suspension	Number of Cancelled Clubs	Average Cancelled Club Age	Members Lost Due to Cancellation	% of Clubs Cancelled for Non-Financial Reasons
41	0	2	-2	1,005	61	88	-27	-2.62%	1,029	25	44%	0%	7%	0	0%	2	15	15	0%

* - P - Priority Club. Cancellation Reasons: 1-Objectives/conduct, 2-Non-active club, 5-Non-existing club, 6-Disbanding, 7-Merger, 8-Financial Suspension, 9-District/Multiple District Dues.

** Red denotes below 15 active members.

*** Red denotes 20% + loss.

**** Y - all 3 (President, Secretary, Treasurer) club officers reported, N - not all 3 reported.

***** Abbreviation: N-New, IP-Immediate Past, R-Repeat.



Club Health Assessment for District U 2 through December 2025

			Status	Membership					Reports					Finance	LCIF	
Club Number	Club Name	Charter Date	Times in Status Quo in Past 2 Years	Current Member Count **	YTD Members Added	YTD Members Dropped	YTD Net Growth% ***	Member Count 1 Year Ago	Dropped Members Avg.Length of Service	Months Since Membership Update	Current Officers Reported ****	Current President Repeated Term	VP Reported *****	Last Date Reported Service (mm/yyyy)	Account Balance	YTD Donations
Clubs less than two years old																
157525	Québec Beauport	03/21/2024	Active	24	0	0	0.00%	24		20	Y	3	R	11/2025		
191759	Québec Chiens-Guides	12/18/2025	Newly Chartered	20	20	0	100.00%	0		0	Y		N			
Clubs more than two years old																
15005	ALMA	05/01/1963	Active	26	0	0	0.00%	22		7	Y		N	11/2025		
15008	BAIE ST PAUL	06/22/1970	Cancelled(6*)	0	0	3	-100.00%	3	22	2	N	None		12/2020	90+ Days	
37681	BREAKEYVILLE	11/14/1979	Active	10	1	0	11.11%	15		2	Y		N	12/2025		\$86.49
32522	CAP-ROUGE-St-AUGUSTIN	06/21/1976	Active	27	1	2	-3.57%	30	17	1	Y	2		11/2025		\$43.24
Exc Award (06/30/2021)																
14880	CHARLESBOURG	01/30/1967	Active	24	3	3	0.00%	26	21	1	Y		N	12/2025		
14881	CHARNY	11/30/1966	Active	27	5	2	12.50%	24	36	1	Y	5	R	12/2025		
14745	CHIBOUGAMAU	05/22/1973	Active	19	0	0	0.00%	19		9	Y	2	R	05/2025		\$30.00
Exc Award (06/30/2024)																
15012	CHICOUTIMI	04/20/1961	Active	38	0	1	-2.56%	40	5	3	Y	2	N	08/2025		
15013	CLERMONT-LA MALBAIE-PNT AU PIC	04/24/1967	Active	26	3	0	13.04%	23		0	Y	2	N	12/2025		
Exc Award (06/30/2017, 06/30/2020)																
41020	DESCHAMBAULT-GRONDINE S	03/01/1982	Active	15	0	1	-6.25%	17	25	1	Y	2	R	12/2025		\$86.41
Exc Award (06/30/2017, 06/30/2023)																
15014	DOLBEAU MISTASSINI	03/24/1971	Active	34	4	3	3.03%	33	10	1	Y		N	10/2025		
Exc Award (06/30/2017)																
15019	JONQUIERE	03/12/1968	Active	18	0	0	0.00%	12		8	Y		N	02/2023		
48999	LA BAIE NORD	11/08/1988	Active	15	0	0	0.00%	16		9	Y	3		01/2025		
14890	LA TUQUE	12/01/1970	Active	48	3	0	6.67%	44		1	Y		N	12/2025		
Exc Award (06/30/2018)																
14892	LAURIER-ST FLAVIEN LC	08/23/1972	Active	28	0	0	0.00%	32		2	Y	2	N	12/2025		
Exc Award (06/30/2017)																
138835	Les Amis De L'Arche Chaudieres Appalaches	06/29/2019	Active	29	7	0	31.82%	23		0	Y			12/2025		\$329.34
14894	LEVIS	07/13/1945	Active	58	6	3	5.45%	59	2	0	Y		N	12/2025		\$122.23



Club Health Assessment for District U 2 through December 2025

			Status	Membership						Reports				Finance	LCIF	
Club Number	Club Name	Charter Date	Times in Status Quo in Past 2 Years	Current Member Count **	YTD Members Added	YTD Members Dropped	YTD Net Growth% ***	Member Count 1 Year Ago	Dropped Members Avg.Length of Service	Months Since Membership Update	Current Officers Reported ****	Current President Repeated Term	VP Reported *****	Last Date Reported Service (mm/yyyy)	Account Balance	YTD Donations
Exc Award (06/30/2017)																
14896	MONTMAGNY	11/24/1966	Active	20	0	0	0.00%	20		9	Y	2	R	02/2025		
39412	PONT-ROUGE	02/27/1981	Active	18	1	3	-10.00%	17	18	0	N		N	12/2025		\$259.26
Exc Award (06/30/2017)																
146598	Québec Diabète	06/09/2021	Active	20	2	0	11.11%	20		2	Y	6	R	12/2025		\$97.92
37931	QUEBEC INFLUENCE	01/09/1980	Active	7	0	2	-22.22%	10	25	3	Y	5		11/2025		
85979	QUEBEC LA CITE	03/24/2005	Active	27	4	2	8.00%	26	0	0	Y		N	12/2025		\$550.00
104348	QUEBEC L'ANCIENNE LORETTE	01/13/2009	Active	30	4	4	0.00%	29	11	0	N	4	R	10/2025	90+ Days	
Exc Award (06/30/2017)																
14897	QUEBEC NORD	06/14/1970	Active	23	1	4	-11.54%	25	6	0	Y	3	R	12/2025		\$993.59
Exc Award (06/30/2018)																
42287	ROBERVAL	02/22/1983	Active	12	2	0	20.00%	9		3	Y	2	R	11/2025		
14887	SAINT ROMUALD	12/07/1965	Active	52	4	1	6.12%	43	2	0	Y		N	12/2025		\$565.72
Exc Award (06/30/2024, 06/30/2025)																
14906	SHAWINIGAN	05/11/1973	Active	9	0	0	0.00%	8		8	Y	13	N	12/2025		\$71.81
14908	SILLERY-STE-FOY-QUEBEC	03/31/1960	Active	39	1	3	-4.88%	39	17	2	Y		N	10/2025		
14901	ST AGAPIT	05/20/1968	Active	34	1	3	-5.56%	34	8	0	Y		N	12/2025		\$151.25
Exc Award (06/30/2025)																
36719	ST A POLLINAIRE	03/09/1979	Active	26	1	0	4.00%	29		3	Y		R	12/2025		\$43.21
Exc Award (06/30/2023)																
46640	ST ELZEAR DE BEAUCE	11/17/1986	Active	29	0	0	0.00%	28		5	Y	2	N	12/2025		\$626.61
45777	ST ETIENNE DE LAUZON	02/04/1986	Active	28	2	0	7.69%	25		3	Y	3		12/2025		
15026	ST FELICIEN	04/10/1968	Active	21	0	0	0.00%	21		3	Y		N	10/2025		\$21.59
Exc Award (06/30/2023)																
38051	ST JEAN CHRYSOSTOME	02/19/1980	Active	5	0	0	0.00%	5		3	Y	2	R	12/2025		
14904	STE MARIE	04/10/1967	Active	30	2	0	7.14%	30		2	Y			12/2025		\$286.30
14905	STE-PERPETUE-DE-L'ISL	05/22/1973	Active	25	0	0	0.00%	25		1	Y	6	R	12/2025		\$108.03
Exc Award (06/30/2025)																
38906	TRING-JONCTION, SAINT-FREDERIC, SAINT	09/29/1980	Active	53	3	0	6.00%	52		2	Y	2	R	12/2025		\$216.16
14909	TROIS RIVIERES	09/25/1961	Active	12	0	1	-7.69%	12	11	4	Y	2	R	12/2025		



Club Health Assessment for District U 2 through December 2025

INTERNATIONAL

Club Number	Club Name	Charter Date	Status	Membership						Reports				Finance	LCIF	
			Times in Status Quo in Past 2 Years	Current Member Count **	YTD Members Added	YTD Members Dropped	YTD Net Growth***	Member Count 1 Year Ago	Dropped Members Avg.Length of Service	Months Since Membership Update	Current Officers Reported ****	Current President Repeated Term	VP Reported *****	Last Date Reported Service (mm/yyyy)	Account Balance	YTD Donations
14911	VILLE ST GEORGES	01/17/1963	Active	40	3	1	5.26%	37	1	0	Y	2	R	12/2025		\$64.83
Exc Award (06/30/2024)																

Clubs Cancelled Previous Fiscal Year – Clubs Cancelled within last 12 months may be reinstated

Club Number	Club Name	Charter Date	Current Status*	Cancellation Date
43625	ST RAYMOND	03/12/1984	Cancelled(6*)	09/29/2024

Current Total Clubs Count	YTD New Clubs Count	YTD Cancelled Clubs Count	YTD Net Club Gain	Current Total Members Count	YTD Add	YTD Drop	YTD Net Growth	YTD Net Growth %	Member Count 12 Months Ago	Average Member Count Per Club	% of Clubs with less than 20 members	% No Officer Report in 12 Months	% of Clubs with balance 90+ days	Number of Clubs in Status Quo	% Status Quo Clubs in Financial Suspension	Number of Cancelled Clubs	Average Cancelled Club Age	Members Lost Due to Cancellation	% of Clubs Cancelled for Non-Financial Reasons
40	1	1	0	1,046	84	42	42	4.18%	1,006	26	28%	0%	3%	0	0%	1	96	3	100%

* - P - Priority Club. Cancellation Reasons: 1-Objectives/conduct, 2-Non-active club, 5-Non-existing club, 6-Disbanding, 7-Merger, 8-Financial Suspension, 9-District/Multiple District Dues.

** Red denotes below 15 active members.

*** Red denotes 20% + loss.

**** Y - all 3 (President, Secretary, Treasurer) club officers reported, N - not all 3 reported.

***** Abbreviation: N-New, IP-Immediate Past, R-Repeat.



Club Health Assessment for District U 3 through December 2025

			Status	Membership						Reports				Finance	LCIF	
Club Number	Club Name	Charter Date	Times in Status Quo in Past 2 Years	Current Member Count **	YTD Members Added	YTD Members Dropped	YTD Net Growth% ***	Member Count 1 Year Ago	Dropped Members Avg.Length of Service	Months Since Membership Update	Current Officers Reported ****	Current President Repeated Term	VP Reported *****	Last Date Reported Service (mm/yyyy)	Account Balance	YTD Donations
Clubs less than two years old																
158047	Gaspésie Une main pour l'autisme	04/26/2024	Active	21	0	0	0.00%	24		7	Y	3	R	01/2025		
Clubs more than two years old																
15006	AMQUI Exc Award (06/30/2018)	10/27/1966	Active	46	1	1	0.00%	42	8	0	Y		N	12/2025		\$75.44
15007	BAIE COMEAU	03/25/1961	Active	44	0	0	0.00%	41		0	Y		N	12/2025		\$1,226.37
41485	BIC Exc Award (06/30/2020)	06/30/1982	Active	19	2	2	0.00%	18	34	0	Y		IP	12/2025		\$21.59
35059	CAP D'ESPOIR Exc Award (06/30/2018)	02/21/1978	Active	8	0	0	0.00%	8		20	Y		N	12/2025		\$21.59
15010	CARLETON Exc Award (06/30/2021)	10/21/1968	Active	14	0	1	-6.67%	15	10	2	Y	6		12/2025		\$93.43
15011	CHANDLER	01/20/1965	Active	17	0	1	-5.56%	13	3	0	Y	8	R	12/2025		
15027	DEGELIS	12/11/1967	Active	23	0	0	0.00%	23		8	Y	2	R	11/2025		
43232	ESCOUMINS-BERGERONNES	12/06/1983	Active	19	0	1	-5.00%	20	20	0	Y			12/2025		
15016	GASPE Exc Award (06/30/2023)	01/23/1974	Active	23	5	0	27.78%	22		2	Y	2	N	11/2025		
15017	GRANDE RIVIERE	03/21/1968	Active	5	0	0	0.00%	5		5	Y	9	N	12/2025		
30469	GRANDE VALLEE	03/28/1975	Active	23	3	0	15.00%	22		3	Y		N	12/2025		
35060	HAVRE ST PIERRE	02/21/1978	Active	28	0	1	-3.45%	31	1	1	Y		N	12/2025		
15020	LA POCATIERE	06/29/1966	Active	18	0	1	-5.26%	19	1	0	Y		N	12/2025		
106561	LONGUE RIVE PORTNEUF FORESTVILLE	10/15/2009	Active	27	0	0	0.00%	25		7	Y	3	N	12/2025		
15021	MATANE Exc Award (06/30/2018, 06/30/2019, 06/30/2023)	11/08/1966	Active	33	1	3	-5.71%	37	10	2	Y			12/2025		\$42.86
54229	MATANE D'AMOURS Exc Award (06/30/2018)	03/15/1993	Active	23	2	1	4.55%	21	7	1	Y		N	12/2025		\$21.43
15022	MONT JOLI	01/28/1965	Active	23	3	1	9.52%	20	22	2	Y	2	N	12/2025		
40755	MONT LOUIS	01/27/1982	Active	12	0	0	0.00%	12		2	Y		N	11/2025		




Club Health Assessment for District U 3 through December 2025

			Status	Membership						Reports				Finance	LCIF	
Club Number	Club Name	Charter Date	Times in Status Quo in Past 2 Years	Current Member Count **	YTD Members Added	YTD Members Dropped	YTD Net Growth% ***	Member Count 1 Year Ago	Dropped Members Avg.Length of Service	Months Since Membership Update	Current Officers Reported ****	Current President Repeated Term	VP Reported *****	Last Date Reported Service (mm/yyyy)	Account Balance	YTD Donations
Exc Award (06/30/2023)			Active	14	0	0	0.00%	14		6	Y		N	12/2025	90+ Days	\$43.24
39154	MONT-CARMEL KAM	12/15/1980		22	1	2	-4.35%	21	1	1	Y		N	12/2025		
Exc Award (06/30/2018, 06/30/2022)			Active	4	0	1	-20.00%	5	16	4	Y	5		11/2024		
40197	MURDOCHVILLE	06/30/1981		8	2	0	33.33%	7		0	Y	2	R	12/2025		
55498	PABOS LA SEIGNEURIE	04/05/1994	Active(1)	16	0	1	-5.88%	19	14	0	N	None	R	10/2025		
84450	PASPEBIAC	11/24/2004	Active	24	0	0	0.00%	24		8	Y	2	N	11/2025		
Exc Award (06/30/2019, 06/30/2023)			Active	34	1	2	-2.86%	34	7	1	Y			12/2025		
15025	RIVIERE DU LOUP	06/17/1965		26	1	1	0.00%	27	3	1	Y		N	12/2025		
Exc Award (06/30/2018)			Active	20	0	0	0.00%	20		3	Y		N	06/2025		
36451	RIVIERE-AU-RENARD	01/15/1979		32	2	0	6.67%	29		0	Y	2	R	12/2025		
35180	RIVIERE-OUELLE ST PACOME	03/15/1978	Active	39	2	1	2.63%	37	14	1	Y		N	12/2025		\$186.49
15030	SEPT ILES	08/12/1952	Active	26	0	2	-7.14%	31	55	3	Y	2	R	12/2025		
Exc Award (06/30/2017, 06/30/2018, 06/30/2020, 06/30/2023)			Active	35	0	3	-7.89%	33	7	0	Y		R	12/2025		\$222.71
13816	ST PIERRE MIQUELON	09/07/1953		18	0	0	0.00%	16		9	Y		N	12/2025		
Exc Award (06/30/2024, 06/30/2025)			Active	18	0	0	0.00%	17		0	Y		R	11/2025		
40012	STE-BLANDINE	06/02/1981		24	2	0	9.09%	23		2	Y		N	12/2025		
Exc Award (06/30/2019, 06/30/2023)			Active													
30776	ST-GABRIEL	05/06/1975														
Exc Award (06/30/2018, 06/30/2019)			Active													
37156	ST-PASCAL	05/25/1979														
Exc Award (06/30/2023, 06/30/2024)																



Club Health Assessment for District U 3 through December 2025

<div>Club NumberClub NameCharter Date</div>						Status		Membership					Reports				Finance		LCIF
						Times in Status Quo in Past 2 Years		Current Member Count **	YTD Members Added	YTD Members Dropped	YTD Net Growth***	Member Count 1 Year Ago	Dropped Members Avg.Length of Service	Months Since Membership Update	Current Officers Reported****	Current President Repeated Term	VP Reported*****	Last Date Reported Service (mm/yyyy)	Account Balance
Current Total Clubs Count	YTD New Clubs Count	YTD Cancelled Clubs Count	YTD Net Club Gain	Current Total Members Count	YTD Add	YTD Drop	YTD Net Growth	Member Count 12 Months Ago	Average Member Count Per Club	% of Clubs with less than 20 members	% No Officer Report in 12 Months	% of Clubs with balance 90+ days	Number of Clubs in Status Quo	% Status Quo Clubs in Financial Suspension	Number of Cancelled Clubs	Average Cancelled Club Age	Members Lost Due to Cancellation	% of Clubs Cancelled for Non-Financial Reasons	
35	0	0	0	786	28	26	2	0.26%	775	22	40%	0%	3%	0	0%	0	0	0%	

* - P - Priority Club. Cancellation Reasons: 1-Objectives/conduct, 2-Non-active club, 5-Non-existing club, 6-Disbanding, 7-Merger, 8-Financial Suspension, 9-District/Multiple District Dues.
** Red denotes below 15 active members.
*** Red denotes 20% + loss.
**** Y - all 3 (President, Secretary, Treasurer) club officers reported, N - not all 3 reported.
***** Abbreviation: N-New, IP-Immediate Past, R-Repeat.



Club Health Assessment for District U 4 through December 2025

			Status	Membership						Reports				Finance	LCIF	
Club Number	Club Name	Charter Date	Times in Status Quo in Past 2 Years	Current Member Count **	YTD Members Added	YTD Members Dropped	YTD Net Growth% ***	Member Count 1 Year Ago	Dropped Members Avg.Length of Service	Months Since Membership Update	Current Officers Reported ****	Current President Repeated Term	VP Reported *****	Last Date Reported Service (mm/yyyy)	Account Balance	YTD Donations
Clubs more than two years old																
14877	ACTON VALE Exc Award (06/30/2017)	07/19/1956	Active	30	1	4	-9.09%	34	22	0	Y		N	11/2025		\$79.31
14879	BEAURIVAGE	10/03/1973	Active	3	0	2	-40.00%	5	12	5	Y	5		02/2024		
14801	BOUCHERVILLE	01/26/1961	Active	12	0	0	0.00%	12		8	Y	6		11/2025		\$356.30
36322	BROUGHTON L C	12/07/1978	Active	14	0	0	0.00%	15		7	Y	4	N	10/2025		
14882	COATICOOK	09/29/1941	Active(1)	35	1	0	2.94%	35		1	Y		N	12/2025		\$1,464.38
38050	COMPTON	02/08/1980	Active	26	0	0	0.00%	30		6	Y	2	R	12/2025		
53036	COOKSHIRE-EATON	05/01/1992	Active	12	0	0	0.00%	12		6	Y		N	09/2025		
14883	COWANSVILLE	09/11/1945	Active	27	0	0	0.00%	27		13	Y	2		10/2025		\$215.83
14885	DRUMMONDVILLE	02/15/1961	Active	28	3	1	7.69%	28	22	0	Y		N	05/2025		\$500.00
97415	EAST ANGUS	06/28/2006	Active	20	0	0	0.00%	20		6	Y	7	R	12/2024		
116365	EASTMAN - MEMPHRE OUEST	04/04/2012	Active	9	0	0	0.00%	10		4	Y	2	R	03/2025		\$43.24
43875	GRANBY Exc Award (06/30/2019, 06/30/2023)	05/07/1984	Active	22	0	1	-4.35%	29	1	2	Y	2	N	12/2025		\$29.02
32363	HAM-NORD Exc Award (06/30/2024)	06/09/1976	Active	30	0	0	0.00%	24		10	Y		R	10/2025		
14889	KNOWLTON Exc Award (06/30/2017, 06/30/2020)	03/19/1956	Active	28	3	0	12.00%	19		2	Y	2	R	11/2025		
36575	LAC DROLET Exc Award (06/30/2018)	02/09/1979	Active	18	0	0	0.00%	21		1	Y		N	11/2025		\$43.21
14891	LAC MEGANTIC	10/14/1954	Active	27	0	0	0.00%	28		2	Y	2	R	03/2025		\$357.73
30048	LEEDS	12/26/1974	Active	11	0	0	0.00%	12		7	Y		N	12/2025		
102073	NOTRE DAME DES BOIS Exc Award (06/30/2023)	05/20/2008	Active	19	2	3	-5.00%	21	26	0	Y		N	12/2025		\$10.77
37225	PLESSISVILLE	06/18/1979	Active(1)	9	0	1	-10.00%	10	3	1	Y		N	11/2025		
40517	PRINCEVILLE	11/09/1981	Active	11	0	1	-8.33%	12	2	2	Y		R	03/2025		\$365.00
14900	RICHMOND MELBOURNE	03/03/1966	Active	13	0	0	0.00%	13		3	Y	2	R	07/2025		
14907	SHERBROOKE	10/30/1940	Active	21	5	1	23.53%	18	3	2	Y		R	09/2025		\$161.55



Club Health Assessment for District U 4 through December 2025

			Status	Membership						Reports				Finance	LCIF		
Club Number	Club Name	Charter Date	Times in Status Quo in Past 2 Years	Current Member Count **	YTD Members Added	YTD Members Dropped	YTD Net Growth% ***	Member Count 1 Year Ago	Dropped Members Avg.Length of Service	Months Since Membership Update	Current Officers Reported ****	Current President Repeated Term	VP Reported *****	Last Date Reported Service (mm/yyyy)	Account Balance	YTD Donations	
14817	ST BRUNO DE MONTARVLE	06/19/1968	Active	5	0	0	0.00%	5		20	Y	14		03/2025	90+ Days	\$146.44	
14818	ST HYACINTHE	02/12/1959	Active	2	0	0	0.00%	2		15	Y	11		06/2025			
Exc Award (06/30/2017)																	
32733	ST ROMAIN	09/27/1976	Active(1)	9	0	1	-10.00%	8	13	1	N			09/2025			
36211	ST SYLVESTRE	11/07/1978	Active	15	0	1	-6.25%	16	11	0	Y		N	12/2025			
Exc Award (06/30/2023)																	
47576	STE JULIE DE VERCHERES	06/29/1987	Active	15	1	2	-6.25%	17	9	3	Y	4	N	09/2025			
37808	STORNOWAY	12/28/1979	Active	23	0	0	0.00%	23		2	Y	2	R	12/2025			\$21.62
51829	ST-SEBASTIEN	06/28/1991	Active	8	0	0	0.00%	8		9	Y	2	R	06/2025			\$43.24
42412	THETFORD-MINES	03/17/1983	Cancelled(6*)	0	0	0	0.00%	4		6	N	None		02/2025			
14913	WARWICK	06/04/1969	Active	38	2	3	-2.56%	39	23	0	Y	2	N	12/2025		\$305.18	

Clubs Cancelled Previous Fiscal Year – Clubs Cancelled within last 12 months may be reinstated

Club Number	Club Name	Charter Date	Current Status*	Cancellation Date
14914	WEEDON	12/26/1973	Cancelled(6*)	10/29/2024

Current Total Clubs Count	YTD New Clubs Count	YTD Cancelled Clubs Count	YTD Net Club Gain	Current Total Members Count	YTD Add	YTD Drop	YTD Net Growth	YTD Net Growth %	Member Count 12 Months Ago	Average Member Count Per Club	% of Clubs with less than 20 members	% No Officer Report in 12 Months	% of Clubs with balance 90+ days	Number of Clubs in Status Quo	% Status Quo Clubs in Financial Suspension	Number of Cancelled Clubs	Average Cancelled Club Age	Members Lost Due to Cancellation	% of Clubs Cancelled for Non-Financial Reasons
30	0	1	-1	540	18	21	-3	-0.55%	557	18	57%	0%	3%	0	0%	1	93	0	100%

* - P - Priority Club. Cancellation Reasons: 1-Objectives/conduct, 2-Non-active club, 5-Non-existing club, 6-Disbanding, 7-Merger, 8-Financial Suspension, 9-District/Multiple District Dues.

** Red denotes below 15 active members.

*** Red denotes 20% + loss.

**** Y - all 3 (President, Secretary, Treasurer) club officers reported, N - not all 3 reported.

***** Abbreviation: N-New, IP-Immediate Past, R-Repeat.



Club Health Assessment for District C 1 through December 2025

			Status	Membership						Reports				Finance	LCIF	
Club Number	Club Name	Charter Date	Times in Status Quo in Past 2 Years	Current Member Count **	YTD Members Added	YTD Members Dropped	YTD Net Growth% ***	Member Count 1 Year Ago	Dropped Members Avg.Length of Service	Months Since Membership Update	Current Officers Reported ****	Current President Repeated Term	VP Reported *****	Last Date Reported Service (mm/yyyy)	Account Balance	YTD Donations
Clubs less than two years old																
187624	Edmonton Malayali	08/15/2025	Active	33	33	0	100.00%	0		2	Y		R	11/2025		
Clubs more than two years old																
29771	ALBERTA BEACH & DISTRICT	08/30/1974	Active	26	0	1	-3.70%	27	5	0	Y	5	N	06/2025		
13177	ALIX	04/01/1971	Active	8	0	1	-11.11%	9	14	3	Y	5	R	11/2025		\$107.16
13179	ANDREW	12/04/1946	Active	17	0	0	0.00%	17		8	Y	8	N	03/2023		
12988	ATHABASCA	06/02/1966	Active	19	0	0	0.00%	21		6	Y			07/2025		\$201.61
39039	BAWLF & DISTRICT L C	11/11/1980	Active	17	0	0	0.00%	19		11	Y	8		04/2025		
31926	BEAUMONT & DISTRICT L C	03/22/1976	Active	14	0	1	-6.67%	16	6	5	Y	3		02/2025		
41479	BLACKFOOT & DISTRICT L C	06/04/1982	Active(1)	9	0	1	-10.00%	10	29	5	Y	3				
142210	Blindman Valley	08/06/2020	Active	21	0	0	0.00%	24		6	Y	2	N	06/2025		
	Exc Award (06/30/2021)															
13184	BONNYVILLE	09/09/1970	Active(1)	4	0	0	0.00%	6		6	Y	2				
13185	BOYLE	04/17/1968	Active	13	0	0	0.00%	9		6	Y	2		12/2025		
13186	BRUDERHEIM	06/30/1972	Active	12	0	0	0.00%	10		8	Y	4		11/2024		
39271	BUSBY & DISTRICT L C	01/20/1981	Active	14	0	0	0.00%	15		5	Y		N	11/2025		
105444	CAMROSE SWANS AND ROSES	05/26/2009	Active	19	0	0	0.00%	19		8	Y	3	R	06/2025		
13190	CHIPMAN	06/11/1953	Active	24	0	0	0.00%	23		6	Y	5	N	01/2024		
	Exc Award (06/30/2023)															
33213	CLIVE	01/21/1977	Cancelled(8*)	0	0	9	-100.00%	11	17	6	N	None		06/2025	90+ Days	
13192	CONSORT	05/05/1972	Active	19	0	0	0.00%	19		9	Y	6		03/2025		
12994	DEVON	09/29/1949	Active	48	1	8	-12.73%	52	8	1	Y		N	10/2025		
12995	DRAYTON VALLEY	11/05/1957	Active	14	1	3	-12.50%	16	7	0	Y		N	12/2025		
13197	ECKVILLE	04/25/1946	Active	16	0	1	-5.88%	17	12	5	Y		IP	08/2023		
53588	EDMONTON AUTISM	08/19/1992	Active(1)	11	0	4	-26.67%	10	2	2	Y	5	N	12/2025		
37799	EDMONTON CHINESE	12/17/1979	Active	30	1	2	-3.23%	31	1	1	Y	4	R	06/2024		\$508.39
12996	EDMONTON HOST	06/14/1929	Active	47	0	6	-11.32%	51	4	1	Y		N	03/2025		\$4,933.16



Club Health Assessment for District C 1 through December 2025

			Status	Membership					Reports				Finance	LCIF		
Club Number	Club Name	Charter Date	Times in Status Quo in Past 2 Years	Current Member Count **	YTD Members Added	YTD Members Dropped	YTD Net Growth% ***	Member Count 1 Year Ago	Dropped Members Avg.Length of Service	Months Since Membership Update	Current Officers Reported ****	Current President Repeated Term	VP Reported *****	Last Date Reported Service (mm/yyyy)	Account Balance	YTD Donations
124891	Edmonton Inner City	05/21/2015	Active	11	0	0	0.00%	11		31	Y	5		08/2019		
78657	EDMONTON KOREAN	04/02/2004	Active	21	0	0	0.00%	25		7	Y	2	R	08/2021		
33320	EDMONTON MILLWOODS	02/14/1977	Active	9	0	0	0.00%	9		1	Y			12/2025		
	Exc Award (06/30/2023)															
54593	EDMONTON MILLWOODS BREAKFAST	06/14/1993	Active	15	0	0	0.00%	18		10	Y	8	N	09/2019		
12999	EDMONTON NORTHGATE	03/30/1966	Active(1)	18	0	4	-18.18%	22	14	0	Y			04/2023		
13000	EDMONTON SOUTH EDMONTON	05/07/1954	Active	10	0	3	-23.08%	13	17	5	N	3		01/2023		\$71.81
13001	EDMONTON SOUTHGATE	03/21/1966	Active	16	0	0	0.00%	15		3	Y	4	R	10/2023		
48156	EDMONTON THE CITY OF CHAMPIONS	02/15/1988	Active	18	2	1	5.88%	17	5	3	Y	2		06/2020		
13003	EDSON	11/14/1957	Active	10	0	2	-16.67%	12	1	2	Y	2		12/2025		
13198	ELK POINT & DISTRICT L C	11/12/1970	Active	30	3	1	7.14%	27	29	1	Y	2	N	11/2021		
13005	FAIRVIEW DISTRICT	11/10/1971	Active	14	0	0	0.00%	14		14	Y	3		04/2025		
13199	FORESTBURG	02/16/1961	Active	11	0	0	0.00%	11		9	Y	3		05/2013		
13201	FORT SASKATCHEWAN	11/26/1948	Active	25	1	8	-21.88%	36	2	2	Y		N	04/2025		
56810	FOX CREEK	04/20/1995	Active(1)	8	0	0	0.00%	8		22	Y	4	R	03/2016		
36706	FT MCMURRAY TARSANDS	03/08/1979	Active	13	0	0	0.00%	13		10	Y	3		02/2025		
30468	GALAHAD	03/31/1975	Active	18	0	0	0.00%	18		14	Y			04/2025		
13202	GRAND CENTRE	09/18/1970	Active	24	0	0	0.00%	21		6	Y		N	12/2025		
13010	GRANDE PRAIRIE	05/09/1957	Active	18	0	0	0.00%	20		3	Y		N	12/2025		
13045	HUDSON HOPE	04/27/1967	Active	8	0	3	-27.27%	11	3	3	Y	3		03/2025		
13205	HUGHENDEN	03/27/1946	Active	30	0	1	-3.23%	30	49	1	Y	11		06/2019		
13017	JASPER	03/12/1970	Active(1)	12	0	0	0.00%	12		13	Y	11		04/2025		
13208	KILLAM	03/08/1967	Active	22	0	3	-12.00%	27	13	0	Y			12/2013		
30126	Kirriemuir Altario & Compeer (K.A.C.) LIONS CLUB	01/20/1975	Active	15	0	0	0.00%	15		30	N	4				
117089	LAC LA BICHE	06/04/2012	Active(1)	5	0	0	0.00%	5		15	Y	2				
13211	LAMONT	01/30/1957	Active	16	0	0	0.00%	16		5	Y		R	10/2025	90+ Days	
	Exc Award (06/30/2023)															
13018	LEDUC	04/11/1946	Active	65	0	1	-1.52%	63	7	1	Y		N	12/2025		



Club Health Assessment for District C 1 through December 2025

			Status	Membership						Reports				Finance	LCIF	
Club Number	Club Name	Charter Date	Times in Status Quo in Past 2 Years	Current Member Count **	YTD Members Added	YTD Members Dropped	YTD Net Growth% ***	Member Count 1 Year Ago	Dropped Members Avg.Length of Service	Months Since Membership Update	Current Officers Reported ****	Current President Repeated Term	VP Reported *****	Last Date Reported Service (mm/yyyy)	Account Balance	YTD Donations
36973	LEDUC BREAKFAST	04/27/1979	Active	4	0	0	0.00%	6		9	Y	17				
32901	LEGAL	10/29/1976	Active	8	0	0	0.00%	11		6	Y		R	10/2025		
	Exc Award (06/30/2021)															
29116	MILLET & DISTRICT	04/03/1974	Active	54	0	0	0.00%	55		4	Y		N	11/2025		\$29.28
13022	MORINVILLE	04/22/1949	Active	26	1	1	0.00%	19	12	2	Y	7	N	11/2025		\$951.01
13004	PEMBINA VALLEY AND DISTRICT	02/21/1973	Active	9	0	0	0.00%	10		6	Y	6	N	10/2025		
13027	PIGEON LAKE L C	06/08/1972	Active	12	0	2	-14.29%	13	28	1	Y		IP	09/2021		
13213	PONOKA	11/14/1948	Active	17	0	0	0.00%	15		5	Y	4	R	11/2025		
13215	RADWAY	04/19/1949	Active	18	0	0	0.00%	14		11	Y	3	N	06/2025		
13216	RED DEER CENTRAL	09/01/1938	Active	29	0	0	0.00%	29		6	Y		N	11/2025		
13218	REDWATER	11/20/1950	Active	13	0	3	-18.75%	16	19	1	Y	3		01/2025		
	Exc Award (06/30/2023)															
13219	RIMBEY	05/03/1946	Active	44	2	3	-2.22%	42	12	1	Y	3	N	06/2022		
13220	ROCKY MOUNTAIN HOUSE	11/30/1967	Active(1)	19	2	0	11.76%	13		5	Y		N	02/2025		
31554	RYCROFT and DISTRICT L C	01/26/1976	Active	9	0	0	0.00%	9		8	Y	3	R	07/2025		
13221	RYLEY	08/08/1962	Active	11	0	0	0.00%	11		18	N	12	R	05/2025		
55561	SEDGEWICK	04/19/1994	Active	17	0	0	0.00%	14		7	Y		IP	06/2017		
13224	SMOKY LAKE	10/30/1947	Active	14	0	2	-12.50%	22	4	1	N	2		03/2025		
	Exc Award (06/30/2023)															
13034	SPRUCE GROVE & DIST	03/04/1968	Active(1)	21	11	1	90.91%	10	39	1	Y	2		11/2025		
36319	SPRUCE VIEW & DISTRICT L C	12/15/1978	Active	19	0	1	-5.00%	20	13	5	Y	2	N	12/2025		
13030	ST ALBERT BREAKFAST	07/22/1969	Active	10	0	1	-9.09%	11	46	1	Y			11/2025		
13029	ST ALBERT HOST	11/25/1951	Active	29	2	1	3.57%	29	3	1	Y		N	11/2025		
	Exc Award (06/30/2023, 06/30/2024)															
13223	ST PAUL	05/11/1970	Active	14	1	0	7.69%	17		2	Y			05/2017		
13035	STONY PLAIN	09/06/1957	Active	26	1	2	-3.70%	26	5	0	Y	3	R	11/2025		
	Exc Award (06/30/2017)															
13227	SYLVAN LAKE & DIST	07/01/1954	Active	30	4	9	-14.29%	33	7	1	Y	3		11/2025		
	Exc Award (06/30/2016)															



Club Health Assessment for District C 1 through December 2025

			Membership							Reports				Finance		LCIF			
Club Number	Club Name	Charter Date	Status		Current Member Count **	YTD Members Added	YTD Members Dropped	YTD Net Growth***	Member Count 1 Year Ago	Dropped Members Avg.Length of Service	Months Since Membership Update	Current Officers Reported ****	Current President Repeated Term	VP Reported *****	Last Date Reported Service (mm/yyyy)	Finance		YTD Donations	
			Times in Status Quo in Past 2 Years													Account Balance			
13228	THORHILD	04/24/1950	Active		9	0	0	0.00%	8		8	Y	9	R	12/2025				
Exc Award (06/30/2023)																			
116631	THORSBY & DISTRICT	04/23/2012	Active		14	2	5	-17.65%	16	2	0	Y	4	R	04/2022				
13229	TOFIELD	11/22/1954	Active		11	0	0	0.00%	11		20	Y	4						
43732	TUMBLER RIDGE	04/13/1984	Active		29	1	6	-14.71%	34	2	5	Y			02/2025				
13230	TWO HILLS	04/18/1961	Active		20	0	0	0.00%	19		4	Y		N	04/2025				
13231	VEGREVILLE	10/14/1947	Active		7	0	0	0.00%	7		7	Y	3	R	06/2025				
33173	VERMILION	12/31/1976	Active		21	2	0	10.53%	18		3	Y			01/2023			\$71.55	
13233	VIKING	04/04/1968	Active		23	0	2	-8.00%	31	16	0	N	2		09/2022				
36705	VIMY & DIST LC	03/07/1979	Active		12	0	2	-14.29%	16	6	4	Y	3	R	10/2025				
Exc Award (06/30/2024)																			
13039	WABAMUN & DISTRICT L C	02/05/1971	Active		7	0	0	0.00%	9		6	Y	16	R	11/2025				
61035	WABASCA-DESMARAIS	07/23/1998	Active(1)		14	0	0	0.00%	14		1	Y	4		12/2015				
13236	WASKATENAU	10/20/1970	Active		8	0	0	0.00%	8		7	N	None		08/2021				
13237	WETASKIWIN	01/09/1958	Active(1)		26	0	0	0.00%	23		11	Y	4		10/2025				
13041	WHITECOURT	06/04/1957	Active		15	7	0	87.50%	11		5	N	2	N					
13238	WINFIELD	05/20/1964	Active		15	0	0	0.00%	12		8	Y			12/2025				
13047	YELLOWKNIFE	11/26/1964	Active		0	0	5	-100.00%	5	18	1	N	None		10/2015	90+ Days			
Current Total Clubs Count	YTD New Clubs Count	YTD Cancelled Clubs Count	YTD Net Club Gain	Current Total Members Count	YTD Add	YTD Drop	YTD Net Growth	Member Count 12 Months Ago	Average Member Count Per Club	% of Clubs with less than 20 members	% No Officer Report in 12 Months	% of Clubs with balance 90+ days	Number of Clubs in Status Quo	% Status Quo Clubs in Financial Suspension	Number of Cancelled Clubs	Average Cancelled Club Age	Members Lost Due to Cancellation	% of Clubs Cancelled for Non-Financial Reasons	
87	1	1	0	1,581	78	110	-32	-1.98%	1,608	18	69%	0%	2%	0	0%	1	49	9	0%

* - P - Priority Club. Cancellation Reasons: 1-Objectives/conduct, 2-Non-active club, 5-Non-existing club, 6-Disbanding, 7-Merger, 8-Financial Suspension, 9-District/Multiple District Dues.

** Red denotes below 15 active members.

*** Red denotes 20% + loss.

**** Y - all 3 (President, Secretary, Treasurer) club officers reported, N - not all 3 reported.

***** Abbreviation: N-New, IP-Immediate Past, R-Repeat.



Club Health Assessment for District C 2 through December 2025

			Status	Membership						Reports				Finance	LCIF	
Club Number	Club Name	Charter Date	Times in Status Quo in Past 2 Years	Current Member Count **	YTD Members Added	YTD Members Dropped	YTD Net Growth% ***	Member Count 1 Year Ago	Dropped Members Avg.Length of Service	Months Since Membership Update	Current Officers Reported ****	Current President Repeated Term	VP Reported *****	Last Date Reported Service (mm/yyyy)	Account Balance	YTD Donations
Clubs less than two years old																
156609	Calgary Connect	01/12/2024	Active	46	7	9	-4.17%	41	2	0	N		N	09/2025		\$393.22
181816	Calgary Heart	05/28/2025	Active	23	1	0	4.55%	0		3	Y	2				
182218	Calgary Hongkongers	06/05/2025	Active	20	0	0	0.00%	0		6	Y	2				
181522	Calgary Khalsa	04/09/2025	Active	21	0	0	0.00%	0		2	Y	2		08/2025		
171418	Cowboy Trail	05/15/2024	Active	30	1	1	0.00%	27	0	4	Y	3	N	06/2025		\$431.80
Clubs more than two years old																
13131	AIRDRIE	02/25/1965	Active	11	0	0	0.00%	13		2	Y	2		09/2025		
13132	ARROWWOOD	05/24/1955	Active	19	0	1	-5.00%	23	57	1	Y	2	R	03/2025		
13134	BEARSPAW	07/23/1953	Active	27	3	0	12.50%	24		1	Y	2	N	10/2025		
13135	BEISEKER	05/15/1945	Active	22	0	1	-4.35%	22	58	4	Y		N	03/2025		
13136	BLACKIE	04/07/1966	Active	30	1	0	3.45%	38		0	Y		N	12/2025		
13119	BLAIRMORE	10/20/1944	Active	43	4	10	-12.24%	47	10	0	Y		R	12/2025		\$14.31
13072	BOW ISLAND	09/11/1953	Active	9	0	0	0.00%	9		11	Y	15	R	04/2018		
13137	BOWDEN	03/09/1973	Active	6	0	0	0.00%	6		20	N	None		10/2024		
13138	BOWNESS	09/24/1948	Active	16	3	0	23.08%	16		3	Y		N	09/2025		\$2,196.57
13139	CALGARY	01/30/1929	Active	22	6	2	22.22%	27	57	0	Y		N	12/2025		
36206	CALGARY CHINATOWN	11/02/1978	Active	37	0	0	0.00%	37		3	Y		IP	12/2025		
Exc Award (06/30/2025)																
13157	CALGARY EASTPORT	05/10/1956	Active	15	1	3	-11.76%	13	8	2	Y	3	R	12/2025		\$143.94
45099	CALGARY FILIPINO	06/27/1985	Active	51	10	2	18.60%	51	8	0	Y		N	06/2025		\$50.80
Exc Award (06/30/2018, 06/30/2024)																
33321	CALGARY HERITAGE	02/23/1977	Active	16	0	0	0.00%	14		6	Y		N	12/2025		\$1,528.79
78751	CALGARY KOREAN	04/09/2004	Active(1)	24	0	0	0.00%	19		4	Y	2	R	07/2025		\$709.71
Exc Award (06/30/2025)																
13143	CALGARY NORTH HILL	06/19/1953	Active	49	4	3	2.08%	48	30	0	Y	2	R	09/2025		
13142	CALGARY NORTHEAST EYEOPENER	09/15/1969	Active	23	0	2	-8.00%	30	25	2	Y		N	07/2025		\$11,613.04
42065	CALGARY PROPERTIES	12/02/1982	Active	5	0	1	-16.67%	6	44	0	N	None	N	11/2025		




Club Health Assessment for District C 2 through December 2025

			Status	Membership						Reports				Finance		LCIF
Club Number	Club Name	Charter Date	Times in Status Quo in Past 2 Years	Current Member Count **	YTD Members Added	YTD Members Dropped	YTD Net Growth% ***	Member Count 1 Year Ago	Dropped Members Avg.Length of Service	Months Since Membership Update	Current Officers Reported ****	Current President Repeated Term	VP Reported *****	Last Date Reported Service (mm/yyyy)	Account Balance	YTD Donations
Exc Award (06/30/2018)																
130578	Calgary Sarcee	05/10/2017	Cancelled(8*)	0	0	3	-100.00%	3	15	0	N	None		09/2018	90+ Days	
104694	CALGARY SOUTH ASIAN	02/10/2009	Active	13	0	8	-38.10%	23	14	3	Y		N	11/2025		\$35.77
31803	CALGARY SOUTHRIDGE	03/02/1976	Active	14	0	1	-6.67%	16	9	3	Y			05/2025	90+ Days	\$3,577.31
123852	Calgary Westwind	01/14/2015	Active	52	0	3	-5.45%	58	6	2	Y		N	11/2025		\$101.60
Exc Award (06/30/2024, 06/30/2025)																
78735	CALGARY WILDROSE	04/16/2004	Active	42	7	3	10.53%	32	5	0	N	None	N	12/2025		\$2,288.74
Exc Award (06/30/2025)																
65194	CALGARY WOODCREEK	04/08/2002	Active	14	0	0	0.00%	14		8	Y	2	R	10/2025		
13145	CANMORE	05/14/1970	Active	12	0	0	0.00%	12		20	Y	2	R	11/2024		
13146	CARBON	01/19/1947	Active	15	0	0	0.00%	15		33	N	None		02/2023		
13120	CARDSTON	11/08/1940	Active	13	0	0	0.00%	15		4	Y		N	11/2025		\$732.19
13148	CARMANGAY	10/21/1945	Active	20	2	0	11.11%	16		1	Y	2		02/2025		\$366.10
13147	CARSELAND	08/16/1955	Active	28	1	0	3.70%	28		2	Y	3	R	10/2023		
38045	CARSTAIRS & DISTRICT L C	02/29/1980	Active	3	0	0	0.00%	3		10	N	None		10/2025		
13149	CHAMPION	11/10/1946	Active	23	0	0	0.00%	25		7	Y		N	03/2025		
13150	CHEADLE	02/25/1963	Active	44	3	1	4.76%	47	8	1	Y		N	05/2025		\$73.22
67619	CHESTERMERE	04/09/2003	Active	11	0	0	0.00%	11		0	Y		R	12/2025		
13121	CLARESHOLM	01/10/1968	Active	27	1	0	3.85%	27		2	Y		N	06/2025		
Exc Award (06/30/2018)																
13151	CLUNY	04/22/1966	Active	32	0	0	0.00%	32		10	Y		N			
13152	COCHRANE	02/25/1964	Active	45	0	0	0.00%	47		9	N	None		11/2025		\$366.10
13122	COLEMAN	09/23/1940	Active	22	0	0	0.00%	25		10	Y	2	N	03/2022		
13123	COWLEY	11/27/1963	Active	35	2	0	6.06%	36		2	Y	4	R	11/2025		\$732.19
Exc Award (06/30/2016)																
13153	CREMONA	02/09/1970	Active	30	0	0	0.00%	29		8	Y		N	04/2015		
13154	DIDSBURY	12/14/1944	Active	29	1	0	3.57%	27		0	N		N	12/2025		\$50.00
13155	DRUMHELLER	03/24/1959	Active	13	0	0	0.00%	13		25	N	8		05/2019		
13156	FOOTHILLS L C	05/04/1966	Active	30	4	2	7.14%	25	2	0	Y		N	11/2025		
13125	FT MACLEOD	04/03/1939	Active	27	3	0	12.50%	17		0	Y	2	R	11/2025		




Club Health Assessment for District C 2 through December 2025

			Status	Membership						Reports				Finance	LCIF	
Club Number	Club Name	Charter Date	Times in Status Quo in Past 2 Years	Current Member Count **	YTD Members Added	YTD Members Dropped	YTD Net Growth% ***	Member Count 1 Year Ago	Dropped Members Avg.Length of Service	Months Since Membership Update	Current Officers Reported ****	Current President Repeated Term	VP Reported *****	Last Date Reported Service (mm/yyyy)	Account Balance	YTD Donations
13158	GLEICHEN	04/27/1966	Active	28	0	0	0.00%	27		11	Y		N	02/2023		
31190	HIGHWOOD	09/15/1975	Active	12	0	1	-7.69%	14	8	5	Y	2		12/2025		
13160	HUSSAR	09/22/1955	Active	17	0	0	0.00%	17		7	Y		R	06/2022		
13206	INNISFAIL	11/03/1938	Active	9	0	2	-18.18%	9	13	1	N		N	05/2025		
31553	IRRICANA	01/15/1976	Active	29	2	0	7.41%	29		1	Y		N	05/2016		
42538	IRVINE & DISTRICT L C	04/27/1983	Active	20	5	3	11.11%	19	27	2	Y	13	N	12/2025		
13161	KEOMA	02/12/1951	Active(1)	20	0	0	0.00%	20		6	Y	3	N	06/2025		
13076	LETHBRIDGE	06/10/1931	Active	17	2	1	6.25%	16	61	0	Y		N	11/2025		
46539	LETHBRIDGE WEST LETHBRIDGE Exc Award (06/30/2023, 06/30/2024)	09/15/1986	Active	33	3	1	6.45%	30	3	0	Y			12/2025		
13162	LOMOND	04/12/1955	Active	15	3	1	15.38%	11	0	3	Y	4		01/2025		
33085	MADDEN	12/06/1976	Active	22	0	1	-4.35%	24	46	1	Y			10/2025		
13127	MAGRATH	05/18/1938	Active	8	0	0	0.00%	8		15	Y	3	R	03/2025		
13079	MEDICINE HAT	09/21/1950	Active	33	6	0	22.22%	28		5	Y	2	N	11/2025		
104955	MEDICINE HAT COMMUNITY VIEW	03/11/2009	Active	20	0	2	-9.09%	22	1	2	Y		N	11/2025		
13163	MILO	02/10/1955	Active	27	2	2	0.00%	27	42	0	N	None	N	02/2025		
52541	MORRIN	02/21/1992	Active	16	2	0	14.29%	15		2	Y		N	12/2025		
13164	MOSSLEIGH	03/29/1960	Active(1)	13	0	3	-18.75%	16	33	0	Y	2		11/2019		
31525	NANTON DISTRICT	12/30/1975	Active	20	0	0	0.00%	21		11	Y	2		08/2019		
13165	OKOTOKS	03/31/1969	Active(1)	17	5	2	21.43%	14	3	0	Y	2	N	08/2025		
13166	OLDS	01/29/1968	Active	34	0	2	-5.56%	37	29	0	Y		N	11/2025		
	Exc Award (06/30/2018)															
13167	OYEN	03/09/1970	Active	19	0	0	0.00%	18		13	Y			10/2025		
13080	PICTURE BUTTE & DISTRICT	10/31/1948	Active	8	0	1	-11.11%	9	1	3	Y	19	R	06/2025		
13128	PINCHER CREEK	11/06/1944	Active	15	1	1	0.00%	8	18	2	Y	4	N	10/2025		
53216	PINCHER-COWLEY ROARING	06/03/1992	Active	26	2	0	8.33%	24		2	Y	3	R	06/2025		
	Exc Award (06/30/2018)															
13129	RAYMOND	09/30/1940	Active	10	0	0	0.00%	11		0	N	None	R	10/2025		



Club Health Assessment for District C 2 through December 2025

			Status	Membership						Reports				Finance	LCIF	
Club Number	Club Name	Charter Date	Times in Status Quo in Past 2 Years	Current Member Count **	YTD Members Added	YTD Members Dropped	YTD Net Growth***	Member Count 1 Year Ago	Dropped Members Avg.Length of Service	Months Since Membership Update	Current Officers Reported ****	Current President Repeated Term	VP Reported *****	Last Date Reported Service (mm/yyyy)	Account Balance	YTD Donations
13081	REDCLIFF	09/13/1965	Active	21	0	0	0.00%	18		6	Y	2	R	09/2023	90+ Days	\$71.81
13168	ROCKYFORD	03/26/1945	Active(1)	25	0	0	0.00%	25		7	Y	2		10/2024		
13169	ROSEBUD	10/15/1953	Active	15	0	0	0.00%	15		3	Y			01/2025		
13170	STANDARD	04/04/1962	Active	44	3	1	4.76%	43	32	1	Y		N	11/2025		
13082	STIRLING	01/23/1948	Active	19	0	0	0.00%	19		16	N	None		12/2025		
13171	STRATHMORE	12/12/1938	Active	15	4	7	-16.67%	20	18	0	Y	3	N	08/2025		
13083	TABER	03/05/1935	Cancelled(8*)	0	0	12	-100.00%	9	14	0	N	None		03/2025		
13173	TORRINGTON	04/16/1962	Active	16	0	0	0.00%	16		2	Y	7	R			
13084	VAUXHALL	10/30/1956	Active	9	0	0	0.00%	10		8	N	None		05/2012		
29365	VETERAN & DISTRICT	05/23/1974	Active	20	0	2	-9.09%	20	5	0	Y		N	11/2025	90+ Days	\$35.77
13175	VULCAN	10/10/1944	Active	18	0	0	0.00%	17		4	Y		N	11/2025		
13085	WARNER	09/18/1944	Active(1)	15	0	1	-6.25%	12	0	2	Y		N	12/2025		

Clubs Cancelled Previous Fiscal Year – Clubs Cancelled within last 12 months may be reinstated

Club Number		Club Name		Charter Date			Current Status*		Cancellation Date									
41170		SPRINGBANK		04/19/1982			Cancelled(8*)		12/30/2024									

Current Total Clubs Count	YTD New Clubs Count	YTD Cancelled Clubs Count	YTD Net Club Gain	Current Total Members Count	YTD Add	YTD Drop	YTD Net Growth	YTD Net Growth %	Member Count 12 Months Ago	Average Member Count Per Club	% of Clubs with less than 20 members	% No Officer Report in 12 Months	% of Clubs with balance 90+ days	Number of Clubs in Status Quo	% Status Quo Clubs in Financial Suspension	Number of Cancelled Clubs	Average Cancelled Club Age	Members Lost Due to Cancellation	% of Clubs Cancelled for Non-Financial Reasons
83	0	2	-2	1,864	105	102	3	0.16%	1,805	22	45%	0%	5%	0	0%	2	71	15	-50%

* - P - Priority Club. Cancellation Reasons: 1-Objectives/conduct, 2-Non-active club, 5-Non-existing club, 6-Disbanding, 7-Merger, 8-Financial Suspension, 9-District/Multiple District Dues.

** Red denotes below 15 active members.

*** Red denotes 20% + loss.

**** Y - all 3 (President, Secretary, Treasurer) club officers reported, N - not all 3 reported.

***** Abbreviation: N-New, IP-Immediate Past, R-Repeat.